



CIRCUIT DES REMPARTS D'ANGOULÊME 2021

Plateau Jean Pierre BELTOISE GT - GTS

Essais Qualificatifs

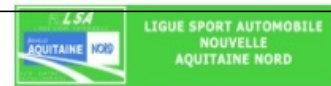
Historique de la séance

Longueur de la piste: 1272m - Heure de départ: 9:53 - Heure d'arrivée: 10:13

Lieu	Seq	Temps	Tour	Tps Tour
------	-----	-------	------	----------

No 151 BOURIN François-Xavier

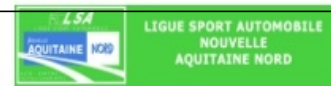
Pass	10	1:41.784		
Pass	25	3:04.561	1	1:22.777 *
Pass	37	4:26.713	2	1:22.152 *
Pass	53	5:51.396	3	1:24.683
Pass	64	7:10.164	4	1:18.768 *
Pass	77	8:24.582	5	1:14.418 *
Pass	88	9:38.382	6	1:13.800 *
Pass	101	11:11.229	7	1:32.847
Pass	111	12:25.758	8	1:14.529
Pass	121	13:38.786	9	1:13.028 *
Pass	131	14:52.740	10	1:13.954
Pass	141	16:07.300	11	1:14.560
Pass	152	17:25.852	12	1:18.552
Pass	160	18:49.089	13	1:23.237
Pass	168	20:05.011	14	1:15.922



Lieu	Seq	Temps	Tour	Tps Tour
------	-----	-------	------	----------

No 153 FOUREIX Jérôme

Pass	13	1:47.066		
Pass	27	3:08.864	1	1:21.798 *
Pass	39	4:30.623	2	1:21.759 *
Pass	54	5:52.991	3	1:22.368
Pass	67	7:14.240	4	1:21.249 *
Pass	79	8:31.301	5	1:17.061 *
Pass	90	9:53.111 / FY	6	1:21.810
Pass	103	11:35.697	7	1:42.586
Pass	113	12:51.098	8	1:15.401 *
Pass	125	14:09.004	9	1:17.906
Pass	135	15:23.277	10	1:14.273 *



Lieu	Seq	Temps	Tour	Tps Tour
------	-----	-------	------	----------

No 156 AUDIBERT Adrien

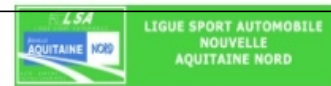
Pass	14	1:49.702		
Pass	28	3:13.402	1	1:23.700 *
Pass	41	4:36.628	2	1:23.226 *
Pass	55	5:57.393	3	1:20.765 *
Pass	68	7:19.321	4	1:21.928
Pass	80	8:39.614	5	1:20.293 *
Pass	93	10:09.080 / FY	6	1:29.466
Pass	104	11:38.962	7	1:29.882
Pass	116	12:55.437	8	1:16.475 *
Pass	126	14:14.455	9	1:19.018
Pass	137	15:32.459	10	1:18.004
Pass	148	16:54.563	11	1:22.104



Lieu	Seq	Temps	Tour	Tps Tour
------	-----	-------	------	----------

No 157 LAFONT Thierry

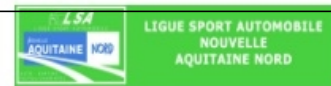
Pass	9	1:38.974		
Pass	23	3:02.515	1	1:23.541 *
Pass	91	10:07.469 / FY	2	7:04.954



Lieu	Seq	Temps	Tour	Tps Tour
------	-----	-------	------	----------

No 158 BAERT Philippe

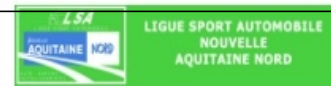
Pass	5	1:17.299		
Pass	19	2:26.552	1	1:09.253 *
Pass	33	3:34.318	2	1:07.766 *
Pass	44	4:46.411	3	1:12.093
Pass	56	5:59.471	4	1:13.060
Pass	65	7:11.852	5	1:12.381
Pass	76	8:20.831	6	1:08.979
Pass	92	10:08.830 / FY	7	1:47.999



Lieu	Seq	Temps	Tour	Tps Tour
------	-----	-------	------	----------

No 159 GUYONNET-DUPERAT

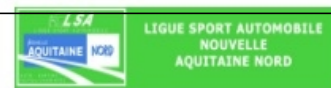
Pass	8	1:35.521		
Pass	22	2:58.417	1	1:22.896 *
Pass	35	4:19.922	2	1:21.505 *
Pass	48	5:34.662	3	1:14.740 *
Pass	60	6:51.095	4	1:16.433
Pass	74	8:05.862	5	1:14.767
Pass	86	9:18.409	6	1:12.547 *
Pass	99	10:33.639 / FY	7	1:15.230
Pass	109	11:59.857	8	1:26.218
Pass	119	13:12.713	9	1:12.856
Pass	128	14:25.836	10	1:13.123
Pass	138	15:36.298	11	1:10.462 *
Pass	146	16:47.506	12	1:11.208
Pass	155	17:58.577	13	1:11.071
Pass	162	19:10.938	14	1:12.361
Pass	170	20:21.179	15	1:10.241 *



Lieu	Seq	Temps	Tour	Tps Tour
------	-----	-------	------	----------

No 160 GADAL Alain

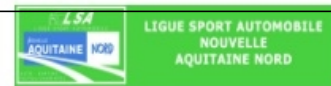
Pass	6	1:30.906		
Pass	20	2:55.077	1	1:24.171 *
Pass	46	4:48.076	2	1:52.999



Lieu	Seq	Temps	Tour	Tps Tour
------	-----	-------	------	----------

No 161 BERNOLLIN Fabrice

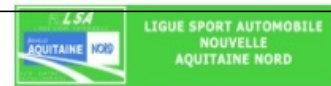
Pass	16	1:53.626		
Pass	30	3:17.160	1	1:23.534 *
Pass	45	4:47.378	2	1:30.218
Pass	58	6:08.896	3	1:21.518 *
Pass	70	7:28.832	4	1:19.936 *
Pass	82	8:48.788	5	1:19.956
Pass	95	10:16.159 / FY	6	1:27.371
Pass	106	11:49.714	7	1:33.555
Pass	118	13:10.718	8	1:21.004
Pass	130	14:33.258	9	1:22.540
Pass	140	15:51.205	10	1:17.947 *
Pass	149	17:10.416	11	1:19.211
Pass	159	18:35.456	12	1:25.040
Pass	167	19:53.495	13	1:18.039
Pass	175	21:13.050	14	1:19.555



Lieu	Seq	Temps	Tour	Tps Tour
------	-----	-------	------	----------

No 162 DUMOUSAUD

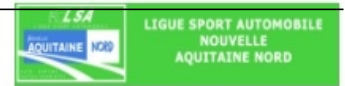
Pass	7	1:33.924		
Pass	21	2:56.371	1	1:22.447 *
Pass	36	4:22.923	2	1:26.552
Pass	50	5:47.361	3	1:24.438
Pass	66	7:12.672	4	1:25.311
Pass	78	8:28.696	5	1:16.024 *
Pass	89	9:51.194 / FY	6	1:22.498
Pass	102	11:31.135	7	1:39.941
Pass	112	12:47.498	8	1:16.363
Pass	124	14:05.200	9	1:17.702
Pass	134	15:16.808	10	1:11.608 *
Pass	144	16:32.638	11	1:15.830
Pass	154	17:52.877	12	1:20.239
Pass	163	19:11.969	13	1:19.092
Pass	171	20:26.462	14	1:14.493



Lieu	Seq	Temps	Tour	Tps Tour
------	-----	-------	------	----------

No 163 GRAVIER Jean-Jacques

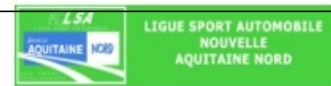
Pass	15	1:50.737		
Pass	29	3:14.852	1	1:24.115 *
Pass	43	4:44.402	2	1:29.550
Pass	57	6:07.709	3	1:23.307 *
Pass	69	7:26.104	4	1:18.395 *
Pass	81	8:43.440	5	1:17.336 *
Pass	94	10:14.405 / FY	6	1:30.965



Lieu	Seq	Temps	Tour	Tps Tour
------	-----	-------	------	----------

No 165 KOHLER Damien

Pass	3	1:07.645		
Pass	17	2:13.324	1	1:05.679 **
Pass	31	3:19.853	2	1:06.529
Pass	40	4:33.733	3	1:13.880
Pass	49	5:47.194	4	1:13.461
Pass	61	6:54.711	5	1:07.517
Pass	72	8:01.509	6	1:06.798
Pass	83	9:07.365	7	1:05.856
Pass	96	10:25.532 / FY	8	1:18.167
Pass	105	11:48.087	9	1:22.555
Pass	114	12:54.618	10	1:06.531
Pass	122	14:00.301	11	1:05.683
Pass	132	15:04.945	12	1:04.644 **
Pass	142	16:11.504	13	1:06.559
Pass	150	17:19.418	14	1:07.914
Pass	157	18:27.937	15	1:08.519
Pass	166	19:40.381	16	1:12.444
Pass	174	20:44.787	17	1:04.406 *



Lieu	Seq	Temps	Tour	Tps Tour
------	-----	-------	------	----------

No 167 LEWIS Tim

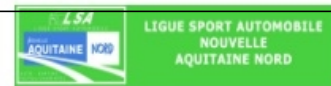
Pass	11	1:42.701		
Pass	24	3:02.775	1	1:20.074 *
Pass	34	4:17.145	2	1:14.370 *
Pass	47	5:32.440	3	1:15.295
Pass	59	6:47.265	4	1:14.825
Pass	71	8:00.435	5	1:13.170 *
Pass	85	9:15.433	6	1:14.998
Pass	98	10:31.312 / FY	7	1:15.879
Pass	108	11:53.456	8	1:22.144
Pass	117	13:05.021	9	1:11.565 *
Pass	127	14:15.154	10	1:10.133 *
Pass	136	15:24.781	11	1:09.627 *
Pass	145	16:38.663	12	1:13.882
Pass	153	17:51.477	13	1:12.814
Pass	161	19:01.579	14	1:10.102
Pass	169	20:11.845	15	1:10.266



Lieu	Seq	Temps	Tour	Tps Tour
------	-----	-------	------	----------

No 168 BIRABEN Franck

Pass	12	1:45.451		
Pass	26	3:05.834	1	1:20.383 *
Pass	38	4:27.415	2	1:21.581
Pass	52	5:49.260	3	1:21.845
Pass	63	7:01.875	4	1:12.615 *
Pass	75	8:13.008	5	1:11.133 *
Pass	87	9:24.865	6	1:11.857
Pass	100	10:46.820 / FY	7	1:21.955
Pass	110	12:03.940	8	1:17.120
Pass	120	13:13.938	9	1:09.998 *
Pass	129	14:27.469	10	1:13.531
Pass	139	15:37.348	11	1:09.879 *
Pass	147	16:53.862	12	1:16.514
Pass	156	18:05.847	13	1:11.985
Pass	164	19:17.331	14	1:11.484
Pass	172	20:28.072	15	1:10.741



Lieu	Seq	Temps	Tour	Tps Tour
------	-----	-------	------	----------

No 170 ROBERT Lionel

Pass	4	1:13.553		
Pass	18	2:19.255	1	1:05.702 *
Pass	32	3:24.425	2	1:05.170 **
Pass	42	4:37.095	3	1:12.670
Pass	51	5:48.033	4	1:10.938
Pass	62	6:56.455	5	1:08.422
Pass	73	8:02.441	6	1:05.986
Pass	84	9:07.961	7	1:05.520
Pass	97	10:28.283 / FY	8	1:20.322
Pass	107	11:50.331	9	1:22.048
Pass	115	12:55.426	10	1:05.095 **
Pass	123	14:02.857	11	1:07.431
Pass	133	15:05.232	12	1:02.375 **
Pass	143	16:14.231	13	1:08.999
Pass	151	17:21.483	14	1:07.252
Pass	158	18:32.451	15	1:10.968
Pass	165	19:35.996	16	1:03.545
Pass	173	20:36.813	17	1:00.817 **