

26 & 27 JUIN 2021



Essais Chronométrés
Historique de la séance

Lieu	Seq	Temps	Tour	Tps Tour
------	-----	-------	------	----------

No 1 BALOCCHI F. / MARTIN N. (Rg=3)

Pass	100	31:57.239		
Pass	124	35:49.972	1	3:52.733 **
Pass	144	39:42.709	2	3:52.737
In	163	44:10.588	3	4:27.879
Pass	214	58:52.490	4	14:41.902
Pass	230	1:02:43.535	5	3:51.045 *
Pass	245	1:06:37.056	6	3:53.521
In	263	1:10:37.818	7	4:00.762
Pass	374	2:06:43.236	8	56:05.418
Pass	390	2:10:26.037	9	3:42.801 **
In	404	2:14:11.889	10	3:45.852

No 2 BOUTRON P. / RICHARD T. (Rg=5)

Pass	168	45:43.121		
Pass	180	49:41.511	1	3:58.390 *
Pass	193	53:32.300	2	3:50.789 **
In	212	57:39.077	3	4:06.777
Pass	358	2:03:20.009	4	1:05:40.932
Pass	376	2:07:05.941	5	3:45.932 *
Pass	392	2:10:54.599	6	3:48.658
Pass	406	2:14:43.658	7	3:49.059
In	416	2:18:44.835	8	4:01.177

No 8 MARTINEAU JL. / PIAN T. / SOLER J.

Pass	116	34:20.023		
Pass	136	38:42.335	1	4:22.312 *
Pass	157	43:06.329	2	4:23.994
In	175	47:35.561	3	4:29.232
Pass	235	1:03:43.537	4	16:07.976
Pass	251	1:07:41.416	5	3:57.879 *
Pass	267	1:11:36.908	6	3:55.492 *
In	282	1:15:39.009	7	4:02.101
Pass	330	1:37:26.800	8	21:47.791
Pass	339	1:44:29.623	9	7:02.823
In	348	1:54:04.919	10	9:35.296
Pass	367	2:05:59.694	11	11:54.775
R.In	370	2:06:19.365		
R.Out	373	2:06:36.985		
In	393	2:10:59.944	12	5:00.250

No 10 BOIS R. / GUIMONT E. (Rg=16)

Pass	43	17:23.975		
Pass	67	22:49.550	1	5:25.575 *
In	82	28:01.739	2	5:12.189
Pass	133	38:26.011	3	10:24.272
Pass	154	42:40.358	4	4:14.347 *
In	171	47:12.666	5	4:32.308

Lieu	Seq	Temps	Tour	Tps Tour
------	-----	-------	------	----------

No 11 ARCAS D. / RAMOS E. (Rg=6)

Pass	49	19:07.618		
R.In	51	19:25.513		
R.Out	54	19:46.532		
Pass	71	23:55.479	1	4:47.861 *
Pass	90	28:39.436	2	4:43.957 *
Pass	102	32:48.706	3	4:09.270 *
Pass	126	36:47.347	4	3:58.641 *
Pass	146	40:59.080	5	4:11.733
Pass	248	1:07:05.790	6	26:06.710
Pass	265	1:11:08.221	7	4:02.431
Pass	356	2:01:17.768	8	50:09.547
Pass	363	2:05:05.000	9	3:47.232 *
In	402	2:13:02.643	10	7:57.643

No 18 BEDEAU C. / VAILLANT P. (Rg=27)


Pass	21	10:47.977		
Pass	56	20:12.289	1	9:24.312 *
In	75	25:17.812	2	5:05.523
Pass	187	51:27.741	3	26:09.929
Pass	204	56:24.225	4	4:56.484 *
In	224	1:01:24.527	5	5:00.302
Pass	285	1:16:21.615	6	14:57.088
Pass	303	1:21:18.779	7	4:57.164
In	314	1:26:39.768	8	5:20.989

No 25 BOUTRY P / SENT E / HOLLOCOU

Pass	4	4:42.910		
Pass	14	9:42.363	1	4:59.453 *
In	32	15:01.382	2	5:19.019
Pass	74	24:46.332	3	9:44.950
Pass	97	29:53.934	4	5:07.602
In	121	35:08.696	5	5:14.762
Pass	166	45:31.020	6	10:22.324
Pass	183	51:04.128	7	5:33.108
In	210	57:20.676	8	6:16.548
Pass	269	1:11:55.830	9	14:35.154
In	290	1:17:03.631	10	5:07.801
Pass	319	1:29:06.325	11	12:02.694
Pass	327	1:35:00.955	12	5:54.630
Pass	334	1:42:02.319	13	7:01.364
Pass	341	1:50:00.098	14	7:57.779
In	350	1:57:53.790	15	7:53.692

No 35 DURAND K. / DURAND R. / DURAND C.

Pass	19	10:17.072		
Pass	30	14:48.503	1	4:31.431 *



CHAMPIONNAT DE FRANCE D'ENDURANCE TOUT TERRAIN 2021



6H ENDURANCE TT DE L'ORLEANAIS

26 & 27 JUIN 2021



FFSA

CHAMPIONNAT DE FRANCE **ENDURANCE TT**

Essais Chronométrés Historique de la séance

Lieu	Seq	Temps	Tour	Tps Tour
------	-----	-------	------	----------

No 35 DURAND K. / DURAND R. / DURAND C.

Pass	47	19:01.328	2	4:12.825 *
Pass	69	23:03.884	3	4:02.556 *
In	80	27:21.110	4	4:17.226
Pass	148	41:10.232	5	13:49.122
Pass	167	45:42.729	6	4:32.497
Pass	182	50:18.054	7	4:35.325
In	199	55:00.379	8	4:42.325
Pass	242	1:04:52.814	9	9:52.435
Pass	258	1:08:58.554	10	4:05.740
Pass	276	1:13:00.368	11	4:01.814 *
In	291	1:17:14.781	12	4:14.413

No 36 PERREAU A. / PIONETTI D. / BROUARD

In	7	5:00.377		
In	23	11:24.313	1	6:23.936
Pass	96	29:34.886	2	18:10.573 *
Pass	115	34:16.219	3	4:41.333 *
In	138	39:13.488	4	4:57.269
Pass	196	54:28.250	5	15:14.762
Pass	215	59:02.068	6	4:33.818 *
Pass	234	1:03:34.880	7	4:32.812 *
In	253	1:08:17.500	8	4:42.620
Pass	329	1:37:23.604	9	29:06.104
Pass	338	1:44:26.168	10	7:02.564
In	346	1:53:58.430	11	9:32.262

No 45 AUDAS R. / VOISIN P. / GONZALEZ R.

Pass	24	11:42.682		
In	40	16:52.965	1	5:10.283
Pass	156	43:02.438	2	26:09.473 *
Pass	173	47:24.967	3	4:22.529 *
Pass	188	51:38.720	4	4:13.753 *
Pass	203	56:23.587	5	4:44.867
In	222	1:00:51.947	6	4:28.360
Pass	252	1:08:03.731	7	7:11.784
Pass	271	1:12:17.515	8	4:13.784
In	288	1:16:39.472	9	4:21.957
Pass	320	1:29:07.461	10	12:27.989
Pass	328	1:35:03.116	11	5:55.655
Pass	335	1:42:04.061	12	7:00.945
In	343	1:50:06.821	13	8:02.760
Pass	365	2:05:51.549	14	15:44.728
In	389	2:10:15.189	15	4:23.640
Pass	424	2:22:56.255	16	12:41.066
Pass	427	2:26:58.973	17	4:02.718 *

Lieu	Seq	Temps	Tour	Tps Tour
------	-----	-------	------	----------

Pass	431	2:30:58.711	18	3:59.738 *
------	-----	-------------	----	-------------------

No 49 LAURENT C. / SICARD Q. / AUDOUIN S.

Pass	20	10:40.351		
Pass	35	15:17.710	1	4:37.359 *
In	55	20:05.444	2	4:47.734
Pass	89	28:38.234	3	8:32.790
Pass	106	33:34.622	4	4:56.388
Pass	131	38:07.474	5	4:32.852 *
Pass	153	42:37.367	6	4:29.893 *
In	172	47:15.021	7	4:37.654
Pass	353	1:59:42.736	8	1:12:27.715
Pass	360	2:04:07.931	9	4:25.195 *
Pass	383	2:08:31.454	10	4:23.523 *
In	401	2:12:59.430	11	4:27.976

No 83 DEJOIE G. / FOURNIER A. (Rg=17)


Pass	12	8:55.108		
Pass	28	14:06.916	1	5:11.808 *
In	48	19:04.107	2	4:57.191
Pass	120	35:06.265	3	16:02.158
Pass	141	39:32.935	4	4:26.670 *
In	161	43:59.731	5	4:26.796
Pass	295	1:18:38.966	6	34:39.235
Pass	308	1:22:53.553	7	4:14.587 *
Pass	318	1:28:06.530	8	5:12.977
Pass	325	1:34:58.840	9	6:52.310
In	333	1:42:02.299	10	7:03.459
In	375	2:06:53.324	11	24:51.025

No 89 PROT P. / QUINET H. / VANLAUWE P.

In	18	10:16.599		
Pass	70	23:13.102	1	12:56.503 *
Pass	86	28:31.054	2	5:17.952 *
Pass	108	33:42.484	3	5:11.430 *
In	137	39:09.004	4	5:26.520
Pass	181	50:07.671	5	10:58.667
Pass	197	54:33.329	6	4:25.658 *
In	218	59:20.085	7	4:46.756
Pass	277	1:13:27.595	8	14:07.510
Pass	292	1:17:46.336	9	4:18.741 *
Pass	304	1:22:00.948	10	4:14.612 *
In	317	1:26:53.693	11	4:52.745

No 98 BAUDRILLARD P. / DERBECQ W. /

Pass	39	16:30.137		
In	63	21:43.198	1	5:13.061



CHAMPIONNAT DE FRANCE D'ENDURANCE TOUT TERRAIN 2021



6H ENDURANCE TT DE L'ORLEANAIS

26 & 27 JUIN 2021



FFSA

CHAMPIONNAT DE FRANCE **ENDURANCE TT**

Essais Chronométrés Historique de la séance

Lieu	Seq	Temps	Tour	Tps Tour
No 98 BAUDRILLARD P / DERBECQ W. /				
Pass	101	32:08.901	2	10:25.703 *
In	127	37:04.633	3	4:55.732
Pass	184	51:05.033	4	14:00.400
Pass	201	56:08.518	5	5:03.485 *
In	223	1:01:21.727	6	5:13.209

No 170 EUVRARD A. / EUVRARD P /

Lieu	Seq	Temps	Tour	Tps Tour
In	46	18:08.631		
Pass	111	33:46.633	1	15:38.002 *
Pass	132	38:16.413	2	4:29.780 *
In	155	42:42.776	3	4:26.363
Pass	208	56:54.539	4	14:11.763
Pass	221	1:00:50.102	5	3:55.563 *
Pass	241	1:04:49.116	6	3:59.014
Pass	256	1:08:34.883	7	3:45.767 **
In	275	1:12:57.986	8	4:23.103
Pass	332	1:37:29.518	9	24:31.532
In	340	1:44:36.211	10	7:06.693
Pass	361	2:04:21.039	11	19:44.828
Pass	380	2:08:06.970	12	3:45.931
Pass	396	2:11:57.944	13	3:50.974
Pass	409	2:15:30.630	14	3:32.686 **
In	421	2:20:29.750	15	4:59.120

No 201 MASSON D. / LAERMANS JM. /

Lieu	Seq	Temps	Tour	Tps Tour
Pass	50	19:18.486		
Pass	72	24:18.143	1	4:59.657 *
In	94	29:13.723	2	4:55.580
Pass	162	44:06.216	3	14:52.493
Pass	178	49:12.207	4	5:05.991
In	195	54:08.908	5	4:56.701
Pass	237	1:04:18.930	6	10:10.022
In	259	1:08:59.548	7	4:40.618

No 208 BOUTRY F / BENZERZOUR Y /

Lieu	Seq	Temps	Tour	Tps Tour
Pass	6	4:57.564		
Pass	16	9:52.155	1	4:54.591 *
Pass	31	14:53.906	2	5:01.751
In	53	19:49.420	3	4:55.514
Pass	91	28:44.192	4	8:54.772
Pass	110	33:44.822	5	5:00.630
Pass	134	38:33.092	6	4:48.270 *
In	159	43:21.551	7	4:48.459

Lieu	Seq	Temps	Tour	Tps Tour
Pass	191	52:38.530	8	9:16.979
Pass	211	57:31.553	9	4:53.023
Pass	228	1:02:18.017	10	4:46.464 *
In	249	1:07:06.028	11	4:48.011
Pass	281	1:15:28.841	12	8:22.813
Pass	298	1:19:45.001	13	4:16.160 *
In	309	1:24:19.609	14	4:34.608
Pass	386	2:09:11.422	15	44:51.813
Pass	403	2:13:37.277	16	4:25.855
Pass	415	2:17:57.515	17	4:20.238
In	423	2:22:36.727	18	4:39.212
Pass	433	2:33:19.715	19	10:42.988

No 223 SELLIER K / SELLIER D / BOUCARD P


Lieu	Seq	Temps	Tour	Tps Tour
Pass	9	6:29.759		
Pass	22	11:02.774	1	4:33.015 *
Pass	37	15:40.894	2	4:38.120
In	57	20:22.140	3	4:41.246
Pass	98	30:53.812	4	10:31.672
Pass	123	35:19.945	5	4:26.133 *
In	149	41:19.576	6	5:59.631
Pass	219	1:00:09.216	7	18:49.640
Pass	243	1:05:34.412	8	5:25.196
In	264	1:10:51.571	9	5:17.159
Pass	301	1:21:03.905	10	10:12.334
Pass	312	1:26:23.089	11	5:19.184
In	323	1:34:46.493	12	8:23.404

No 301 DOFFIN Y. / BEUROIS L. (Rg=21)

Lieu	Seq	Temps	Tour	Tps Tour
Pass	85	28:25.080		
Pass	104	33:16.607	1	4:51.527 *
Pass	129	37:55.099	2	4:38.492 *
In	152	42:35.074	3	4:39.975
Pass	225	1:01:46.428	4	19:11.354
Pass	244	1:06:35.278	5	4:48.850
Pass	266	1:11:22.636	6	4:47.358
Pass	283	1:16:05.622	7	4:42.986
In	300	1:20:57.450	8	4:51.828
Pass	349	1:54:07.739	9	33:10.289
Pass	355	2:01:05.439	10	6:57.700
Pass	364	2:05:38.717	11	4:33.278 *
Pass	387	2:10:01.559	12	4:22.842 *
Pass	405	2:14:37.286	13	4:35.727
In	417	2:19:19.634	14	4:42.348

No 303 ESQUIEU E. / FAY C. (Rg=24)

Lieu	Seq	Temps	Tour	Tps Tour
Pass	33	15:05.165		
In	59	20:42.715	1	5:37.550
Pass	118	34:41.414	2	13:58.699 *



CHAMPIONNAT DE FRANCE D'ENDURANCE TOUT TERRAIN 2021



6H ENDURANCE TT DE L'ORLEANAIS

26 & 27 JUIN 2021



FFSA

CHAMPIONNAT DE FRANCE ENDURANCE TT

Essais Chronométrés Historique de la séance

Lieu	Seq	Temps	Tour	Tps Tour
------	-----	-------	------	----------

No 303 ESQUIEU E. / FAY C. (Rg=24)

Pass	139	39:14.585	3	4:33.171 *
Pass	160	43:42.366	4	4:27.781 *
In	176	48:07.317	5	4:24.951
In	229	1:02:38.700	6	14:31.383
In	284	1:16:06.325	7	13:27.625
Pass	311	1:26:03.411	8	9:57.086
In	322	1:30:49.831	9	4:46.420

No 352 LLASERA D. / LLASERA Q. / SAINT

Pass	36	15:20.141		
In	60	20:45.505	1	5:25.364
Pass	119	34:47.918	2	14:02.413 *
In	142	39:33.744	3	4:45.826
Pass	185	51:17.755	4	11:44.011 *
In	207	56:49.872	5	5:32.117
Pass	231	1:03:15.884	6	6:26.012 *
In	257	1:08:45.060	7	5:29.176
Pass	297	1:18:57.436	8	10:12.376
In	331	1:37:27.403	9	18:29.967

No 370 CLOCHEY G / PAQUIERS G/

Pass	68	22:53.762		
Pass	83	28:03.043	1	5:09.281 *
In	107	33:38.014	2	5:34.971
Pass	151	42:11.643	3	8:33.629
In	170	47:06.476	4	4:54.833
Pass	202	56:12.479	5	9:06.003
Pass	226	1:01:46.771	6	5:34.292
Pass	247	1:07:00.422	7	5:13.651
In	274	1:12:42.745	8	5:42.323
Pass	302	1:21:16.968	9	8:34.223
Pass	315	1:26:44.665	10	5:27.697
In	324	1:34:56.092	11	8:11.427
In	342	1:50:02.485	12	15:06.393
Pass	379	2:07:53.220	13	17:50.735
Pass	399	2:12:29.949	14	4:36.729 *
In	414	2:17:06.228	15	4:36.279

No 438 DELAUNAY C. / BLEUART F. (Rg=10)

Pass	84	28:06.995		
In	105	33:26.509	1	5:19.514
Pass	261	1:09:45.451	2	36:18.942 *
Pass	279	1:13:55.783	3	4:10.332 *
Pass	293	1:18:04.863	4	4:09.080 *
In	306	1:22:19.183	5	4:14.320
Pass	337	1:44:22.923	6	22:03.740

Lieu	Seq	Temps	Tour	Tps Tour
------	-----	-------	------	----------

In	345	1:53:54.642	7	9:31.719
Pass	377	2:07:23.423	8	13:28.781
Pass	394	2:11:24.666	9	4:01.243 *
Pass	408	2:15:21.751	10	3:57.085 *
In	419	2:19:27.979	11	4:06.228

No 445 DUMAS JL. / DUMAS S. (Rg=8)

Pass	58	20:29.472		
Pass	73	24:34.059	1	4:04.587 *
Pass	93	28:58.201	2	4:24.142
Pass	109	33:42.645	3	4:44.444
In	130	37:55.618	4	4:12.973
Pass	190	52:12.422	5	14:16.804
Pass	205	56:26.966	6	4:14.544
Pass	220	1:00:29.626	7	4:02.660 *
Pass	239	1:04:23.920	8	3:54.294 *
Pass	255	1:08:27.698	9	4:03.778
In	273	1:12:30.661	10	4:02.963

No 449 ♥ DAULAUS S / RANCHIN M / ROBER


Pass	5	4:51.930		
Pass	15	9:46.729	1	4:54.799 *
Pass	29	14:34.961	2	4:48.232 *
In	52	19:41.101	3	5:06.140
In	92	28:45.942	4	9:04.841
Pass	117	34:30.862	5	5:44.920
In	140	39:20.398	6	4:49.536
Pass	179	49:14.817	7	9:54.419
Pass	194	53:35.721	8	4:20.904 *
In	213	57:58.689	9	4:22.968
Pass	246	1:06:41.439	10	8:42.750
Pass	268	1:11:41.784	11	5:00.345
In	287	1:16:37.456	12	4:55.672

No 468 LEFEBVRE S. / LEFEBVRE M./

Pass	81	27:59.013		
R.Out	87	28:31.091		
R.In	88	28:18.079		
In	112	33:47.567	1	5:48.554
In	236	1:03:45.028	2	29:57.461
Pass	347	1:54:04.522	3	50:19.494 *
Pass	354	2:00:57.268	4	6:52.746 *
In	371	2:06:24.726	5	5:27.458

No 477 BASTOUILH D. / CHARBONNIER T.

Pass	38	16:02.314		
In	61	20:55.753	1	4:53.439



CHAMPIONNAT DE FRANCE D'ENDURANCE TOUT TERRAIN 2021



6H ENDURANCE TT DE L'ORLEANAIS

26 & 27 JUIN 2021



FFSA

CHAMPIONNAT DE FRANCE **ENDURANCE TT**

Essais Chronométrés Historique de la séance

Lieu	Seq	Temps	Tour	Tps Tour
477 BASTOUILH D. / CHARBONNIER T.				
Pass	122	35:14.074	2	14:18.321 *
Pass	143	39:40.827	3	4:26.753 *
In	164	44:16.946	4	4:36.119
Pass	240	1:04:47.035	5	20:30.089
Pass	260	1:09:34.166	6	4:47.131
Pass	278	1:13:49.483	7	4:15.317 *
In	296	1:18:52.827	8	5:03.344
In	351	1:57:56.798	9	39:03.971
Pass	368	2:06:08.602	10	8:11.804
Pass	388	2:10:15.126	11	4:06.524 *
In	407	2:14:59.949	12	4:44.823
Pass	430	2:29:40.864	13	14:40.915
In	434	2:34:57.937	14	5:17.073

501 ROLLET P. / ♥ CROSSE D. (Rg=7)

Pass	41	16:53.660		
Pass	65	21:58.911	1	5:05.251 *
Pass	76	26:46.841	2	4:47.930 *
Pass	99	31:27.666	3	4:40.825 *
Pass	125	36:26.037	4	4:58.371
Pass	150	41:37.798	5	5:11.761
Pass	169	46:26.539	6	4:48.741
Pass	186	51:19.200	7	4:52.661
Pass	209	57:09.092	8	5:49.892
In	227	1:01:58.730	9	4:49.638
Pass	270	1:12:05.207	10	10:06.477
Pass	286	1:16:30.195	11	4:24.988 *
Pass	299	1:20:54.652	12	4:24.457 *
Pass	310	1:25:03.902	13	4:09.250 *
In	321	1:30:22.545	14	5:18.643
Pass	362	2:04:24.575	15	34:02.030
Pass	382	2:08:27.087	16	4:02.512 *
Pass	398	2:12:26.351	17	3:59.264 *
Pass	412	2:16:22.306	18	3:55.955 *
Pass	420	2:20:17.612	19	3:55.306 *
Pass	426	2:24:08.928	20	3:51.316 *
Pass	429	2:27:58.797	21	3:49.869 *
In	432	2:33:08.428	22	5:09.631

549 MARTINEZ M. / MARTINEZ F. (Rg=2)

Pass	13	9:41.423		
Pass	27	13:44.429	1	4:03.006 **
Pass	45	17:45.415	2	4:00.986 **
Pass	64	21:45.478	3	4:00.063 **
In	77	26:57.908	4	5:12.430
Pass	103	33:13.091	5	6:15.183
Pass	128	37:06.222	6	3:53.131 *

Lieu	Seq	Temps	Tour	Tps Tour
In	147	41:08.518	7	4:02.296
Pass	200	55:03.865	8	13:55.347
Pass	217	59:15.948	9	4:12.083
In	233	1:03:34.456	10	4:18.508
Pass	262	1:09:55.127	11	6:20.671
Pass	280	1:13:57.193	12	4:02.066
Pass	294	1:18:27.149	13	4:29.956
Pass	305	1:22:14.299	14	3:47.150 *
In	313	1:26:31.560	15	4:17.261
Pass	381	2:08:14.798	16	41:43.238
Pass	397	2:12:09.667	17	3:54.869
Pass	410	2:15:48.977	18	3:39.310 *
Pass	418	2:19:24.110	19	3:35.133 *
Pass	425	2:22:58.790	20	3:34.680 *
In	428	2:27:42.859	21	4:44.069

No 560 SIMON JC. / BEAUGON A. / ZITOUNI C

Pass	3	4:29.558		
Pass	11	8:43.253	1	4:13.695 *
Pass	26	13:00.511	2	4:17.258
Pass	42	17:19.344	3	4:18.833
In	62	21:35.898	4	4:16.554 *
Pass	95	29:30.162	5	7:54.264
In	114	33:53.467	6	4:23.305
Pass	198	54:52.507	7	20:59.040
Pass	216	59:10.708	8	4:18.201
Pass	232	1:03:19.883	9	4:09.175 *
In	250	1:07:31.681	10	4:11.798
Pass	307	1:22:33.666	11	15:01.985
Pass	316	1:26:50.902	12	4:17.236
In	326	1:35:00.153	13	8:09.251
Pass	357	2:02:48.825	14	27:48.672
Pass	372	2:06:33.513	15	3:44.688 *
In	391	2:10:27.267	16	3:53.754

No 567 QUINET P. / VENTHENAT S. (Rg=11)

Pass	8	5:50.364		
Pass	17	10:15.514	1	4:25.150 *
In	34	15:11.921	2	4:56.407
In	78	27:03.047	3	11:51.126
Pass	113	33:47.893	4	6:44.846
Pass	135	38:36.983	5	4:49.090
Pass	158	43:13.434	6	4:36.451
Pass	174	47:34.768	7	4:21.334 *
Pass	189	51:49.607	8	4:14.839 *
In	206	56:33.360	9	4:43.753
Pass	352	1:59:04.888	10	1:02:31.528
Pass	359	2:03:36.566	11	4:31.678
Pass	378	2:07:35.838	12	3:59.272 *



CHAMPIONNAT DE FRANCE D'ENDURANCE TOUT TERRAIN 2021



6H ENDURANCE TT DE L'ORLEANAIS

26 & 27 JUIN 2021

FFSA
CHAMPIONNAT DE FRANCE **ENDURANCE TT**

Essais Chronométrés Historique de la séance

Lieu	Seq	Temps	Tour	Tps Tour
------	-----	-------	------	----------

Lieu	Seq	Temps	Tour	Tps Tour
------	-----	-------	------	----------

567 QUINET P./ VENTHENAT S. . (Rg=11)

Pass	395	2:11:33.482	13	3:57.644 *
In	411	2:15:50.865	14	4:17.383

571 DARROUX T./ FAVRE B./ FAVRE J.

Pass	10	8:30.143		
Pass	25	12:59.621	1	4:29.478*
Pass	44	17:44.890	2	4:45.269
Pass	66	22:15.773	3	4:30.883
In	79	27:12.148	4	4:56.375
Pass	145	40:14.346	5	13:02.198
Pass	165	44:18.419	6	4:04.073*
Pass	177	48:21.208	7	4:02.789*
In	192	52:46.504	8	4:25.296
Pass	238	1:04:19.858	9	11:33.354
Pass	254	1:08:19.033	10	3:59.175 *
Pass	272	1:12:22.540	11	4:03.507
In	289	1:16:45.248	12	4:22.708
Pass	336	1:42:09.643	13	25:24.395
In	344	1:50:33.496	14	8:23.853
Pass	366	2:05:52.648	15	15:19.152
R.In	369	2:06:15.759		
Out	400	2:12:50.891		
Pass	413	2:16:38.998	16	10:46.350
In	422	2:20:31.808	17	3:52.810