

CHAMPIONNAT DE FRANCE D'ENDURANCE TOUT TERRAIN 2020/2021



Course Historique de la course

Lieu	Seq	Temps	Tour	Tps Tour	Tps Stands
------	-----	-------	------	----------	------------

Lieu	Seq	Temps	Tour	Tps Tour	Tps Stands
------	-----	-------	------	----------	------------

No 2 BOUTRON P. / RICHARD T.

Pass	9	4:23.919	1	4:23.919	
Pass	39	9:02.172	2	4:38.253	*
Pass	68	13:32.252	3	4:30.080	*
Pass	96	18:20.094	4	4:47.842	
Pass	123	22:36.502	5	4:16.408	*
Pass	148	26:47.554	6	4:11.052	*
Pass	171	31:08.371	7	4:20.817	
Pass	197	35:11.653	8	4:03.282	**
Pass	224	39:11.263	9	3:59.610	**
Pass	247	43:10.419	10	3:59.156	*
Pass	270	47:09.291	11	3:58.872	*
Pass	293	51:08.792	12	3:59.501	
Pass	315	55:12.979	13	4:04.187	
Pass	337	59:09.932	14	3:56.953	*
Pass	362	1:03:07.689	15	3:57.757	
Pass	386	1:07:08.598	16	4:00.909	
In	410	1:11:02.300	17	3:53.702	
Out	414	1:12:23.825			1:21.525
In	446	1:18:30.008	18	7:27.708	
Out	479	1:23:58.717			5:28.709
Pass	499	1:27:52.026	19	9:22.018	
Pass	517	1:31:50.658	20	3:58.632	
Pass	543	1:35:44.243	21	3:53.585	*
Pass	569	1:39:37.038	22	3:52.795	*
Pass	594	1:43:33.806	23	3:56.768	
Pass	619	1:47:26.386	24	3:52.580	*
Pass	640	1:51:20.664	25	3:54.278	
Pass	661	1:55:26.442	26	4:05.778	
Pass	682	1:59:25.343	27	3:58.901	
Pass	708	2:05:01.462	28	5:36.119	
Pass	733	2:09:07.403	29	4:05.941	
In	766	2:14:44.208	30	5:36.805	
R.Out	828	2:25:44.487			
Out	833	2:26:12.056			11:27.848
Pass	853	2:30:36.867	31	15:52.659	
Pass	878	2:34:33.915	32	3:57.048	
Pass	901	2:38:32.997	33	3:59.082	
In	926	2:43:22.332	34	4:49.335	
Out	961	2:50:06.347			6:44.015
Pass	987	2:54:03.802	35	10:41.470	
Pass	1015	3:11:20.518 / SC	36	17:16.716	
Pass	1037	3:18:03.836	37	6:43.318	
Pass	1055	3:22:38.112	38	4:34.276	
Pass	1073	3:26:38.552	39	4:00.440	
Pass	1094	3:30:35.354	40	3:56.802	
Pass	1117	3:34:28.937	41	3:53.583	
Pass	1141	3:38:20.268	42	3:51.331	*
Pass	1163	3:42:17.959	43	3:57.691	

CHAMPIONNAT DE FRANCE D'ENDURANCE TOUT TERRAIN 2020/2021



Course

Historique de la course

Lieu	Seq	Temps	Tour	Tps Tour	Tps Stands
------	-----	-------	------	----------	------------

Lieu	Seq	Temps	Tour	Tps Tour	Tps Stands
------	-----	-------	------	----------	------------

No 4 AUDAS R. / VOISIN P. / GONZALEZ R.

Out	3	41.497			
In	53	10:22.943	1	10:22.943	

CHAMPIONNAT DE FRANCE D'ENDURANCE TOUT TERRAIN 2020/2021



6 H ENDURANCE TT DU SANTERRE

Course

Historique de la course

Lieu	Seq	Temps	Tour	Tps Tour	Tps Stands
Pass	25	5:21.248	1	5:21.248	
Pass	51	9:51.914	2	4:30.666	*
Pass	81	14:36.470	3	4:44.556	
Pass	107	19:04.798	4	4:28.328	*
Pass	133	23:36.541	5	4:31.743	
Pass	157	27:53.037	6	4:16.496	*
Pass	181	32:06.017	7	4:12.980	*
Pass	207	36:23.998	8	4:17.981	
Pass	230	40:40.240	9	4:16.242	
Pass	256	44:42.203	10	4:01.963	*
Pass	278	48:49.055	11	4:06.852	
Pass	303	52:47.805	12	3:58.750	*
Pass	330	56:45.224	13	3:57.419	*
Pass	352	1:00:47.241	14	4:02.017	
Pass	373	1:04:55.925	15	4:08.684	
Pass	395	1:09:03.659	16	4:07.734	
Pass	417	1:13:05.573	17	4:01.914	
Pass	442	1:17:01.885	18	3:56.312	*
Pass	465	1:21:00.042	19	3:58.157	
Pass	484	1:25:05.192	20	4:05.150	
Pass	503	1:29:12.132	21	4:06.940	
In	528	1:33:20.796	22	4:08.664	
Out	551	1:37:03.260			3:42.464
Pass	579	1:41:14.898	23	7:54.102	
Pass	605	1:45:23.134	24	4:08.236	
Pass	629	1:49:29.314	25	4:06.180	
Pass	649	1:53:50.485	26	4:21.171	
Pass	675	1:58:00.570	27	4:10.085	
Pass	696	2:02:24.992	28	4:24.422	
Pass	719	2:06:44.639	29	4:19.647	
Pass	745	2:10:58.738	30	4:14.099	
Pass	769	2:15:02.188	31	4:03.450	
Pass	790	2:19:13.619	32	4:11.431	
Pass	816	2:23:31.888	33	4:18.269	
Pass	840	2:27:45.054	34	4:13.166	
Pass	861	2:31:55.830	35	4:10.776	
Pass	885	2:36:06.412	36	4:10.582	
Pass	907	2:40:15.529	37	4:09.117	
Pass	929	2:44:29.058	38	4:13.529	
Pass	953	2:48:44.975	39	4:15.917	
In	975	2:52:49.730	40	4:04.755	
R.Out	990	2:58:20.662 / SC			
R.In	991	2:58:33.133 / SC			
R.Out	992	2:58:48.157 / SC			15.024
Out	996	3:00:47.719 / SC			7:57.989
Pass	1021	3:11:36.775 / SC	41	18:47.045	
Pass	1043	3:18:21.725	42	6:44.950	
Pass	1059	3:22:51.073	43	4:29.348	
Pass	1078	3:27:04.495	44	4:13.422	
Pass	1100	3:31:14.697	45	4:10.202	
Pass	1120	3:35:25.449	46	4:10.752	
Pass	1143	3:39:30.946	47	4:05.497	
Pass	1167	3:43:34.566	48	4:03.620	
In	1185	3:49:01.411	49	5:26.845	
Out	1203	3:51:48.737 / SC			2:47.326
Pass	1227	4:00:50.659 / SC	50	11:49.248	
Pass	1249	4:07:17.223	51	6:26.564	
Pass	1270	4:11:39.012	52	4:21.789	
Pass	1287	4:16:03.595	53	4:24.583	
In	1314	4:20:07.693	54	4:04.098	
R.In	1317	4:20:32.840			

Lieu	Seq	Temps	Tour	Tps Tour	Tps Stands
R.Out	1343	4:25:36.927			5:04.087
Out	1344	4:25:47.862			5:40.169
Pass	1364	4:29:50.869	55	9:43.176	
Pass	1385	4:34:01.033	56	4:10.164	
Pass	1409	4:38:24.625	57	4:23.592	
Pass	1434	4:42:32.342	58	4:07.717	
Pass	1452	4:47:13.475	59	4:41.133	
Pass	1476	4:53:05.045 / SC	60	5:51.570	
Pass	1499	4:59:00.713	61	5:55.668	
Pass	1518	5:03:28.275	62	4:27.562	
Pass	1539	5:07:41.004	63	4:12.729	
Pass	1563	5:11:48.324	64	4:07.320	
Pass	1581	5:15:56.723	65	4:08.399	
Pass	1600	5:20:07.809	66	4:11.086	
Pass	1624	5:24:15.339	67	4:07.530	
Pass	1640	5:28:21.103	68	4:05.764	
Pass	1663	5:32:22.358	69	4:01.255	
Pass	1683	5:36:25.628	70	4:03.270	
Pass	1704	5:40:25.687	71	4:00.059	
Pass	1723	5:44:25.911	72	4:00.224	
Pass	1745	5:48:25.439	73	3:59.528	
Pass	1767	5:52:24.703	74	3:59.264	
Pass	1788	5:56:46.216	75	4:21.513	
Pass	1809	6:02:11.103	76	5:24.887	

CHAMPIONNAT DE FRANCE D'ENDURANCE TOUT TERRAIN 2020/2021



Course

Historique de la course

Lieu	Seq	Temps	Tour	Tps Tour	Tps Stands
------	-----	-------	------	----------	------------

Lieu	Seq	Temps	Tour	Tps Tour	Tps Stands
------	-----	-------	------	----------	------------

No 10 GUIMONT E. / DEBUISNE P.Y.

--	--	--	--	--	--

CHAMPIONNAT DE FRANCE D'ENDURANCE TOUT TERRAIN 2020/2021



6 H ENDURANCE TT DU SANTERRE


Course

Historique de la course

Lieu	Seq	Temps	Tour	Tps Tour	Tps Stands
Pass	13	4:31.933	1	4:31.933	
Pass	43	9:12.005	2	4:40.072	*
Pass	72	13:41.931	3	4:29.926	*
Pass	99	18:33.003	4	4:51.072	
Pass	124	22:48.666	5	4:15.663	*
Pass	150	26:58.020	6	4:09.354	*
Pass	172	31:12.373	7	4:14.353	
Pass	198	35:12.731	8	4:00.358	**
Pass	225	39:13.057	9	4:00.326	*
Pass	248	43:15.090	10	4:02.033	
Pass	271	47:14.717	11	3:59.627	*
Pass	296	51:25.796	12	4:11.079	
Pass	317	55:29.627	13	4:03.831	
Pass	339	59:21.509	14	3:51.882	**
Pass	363	1:03:21.071	15	3:59.562	
Pass	387	1:07:19.029	16	3:57.958	
Pass	411	1:11:09.652	17	3:50.623	**
Pass	431	1:15:03.974	18	3:54.322	
Pass	453	1:18:55.070	19	3:51.096	
Pass	473	1:23:04.406	20	4:09.336	
Pass	493	1:26:57.718	21	3:53.312	
Pass	512	1:30:57.309	22	3:59.591	
Pass	539	1:34:56.781	23	3:59.472	
Pass	561	1:38:55.376	24	3:58.595	
Pass	588	1:42:43.305	25	3:47.929	**
Pass	612	1:46:35.613	26	3:52.308	
Pass	633	1:50:29.219	27	3:53.606	
Pass	656	1:54:30.570	28	4:01.351	
Pass	677	1:58:30.453	29	3:59.883	
Pass	700	2:03:53.471	30	5:23.018	
In	730	2:08:04.300	31	4:10.829	
Out	735	2:09:22.461			1:18.161
In	759	2:13:20.929	32	5:16.629	
R.In	772	2:15:38.818			
R.Out	798	2:20:48.772			5:09.954
Out	800	2:21:00.277			7:39.348
Pass	824	2:25:08.766	33	11:47.837	
Pass	849	2:29:23.266	34	4:14.500	
Pass	871	2:33:38.285	35	4:15.019	
Pass	896	2:37:54.178	36	4:15.893	
Pass	919	2:42:13.216	37	4:19.038	
Pass	941	2:46:32.442	38	4:19.226	
Pass	964	2:50:32.209	39	3:59.767	
Pass	988	2:54:36.317	40	4:04.108	
Pass	1018	3:11:29.261 / SC	41	16:52.944	
Pass	1040	3:18:08.229	42	6:38.968	
Pass	1063	3:22:56.389	43	4:48.160	
Pass	1081	3:27:11.461	44	4:15.072	
Pass	1104	3:31:24.720	45	4:13.259	
Pass	1126	3:35:39.405	46	4:14.685	
Pass	1146	3:39:50.840	47	4:11.435	
Pass	1169	3:43:44.837	48	3:53.997	
Pass	1187	3:49:25.747	49	5:40.910	
Pass	1215	4:00:27.467 / SC	50	11:01.720	
Pass	1237	4:06:27.697	51	6:00.230	
Pass	1256	4:10:39.785	52	4:12.088	
Pass	1281	4:14:32.532	53	3:52.747	
Pass	1307	4:18:43.655	54	4:11.123	
Pass	1328	4:22:44.420	55	4:00.765	
Pass	1349	4:27:03.184	56	4:18.764	
In	1371	4:31:04.063	57	4:00.879	

Lieu	Seq	Temps	Tour	Tps Tour	Tps Stands
R.Out	1406	4:38:13.485			
Out	1408	4:38:23.599			7:19.536
Pass	1432	4:42:21.326	58	11:17.263	
Pass	1451	4:47:04.788	59	4:43.462	
Pass	1475	4:53:03.897 / SC	60	5:59.109	
Pass	1498	4:58:58.200	61	5:54.303	
Pass	1516	5:03:16.804	62	4:18.604	
Pass	1537	5:07:30.509	63	4:13.705	
Pass	1561	5:11:31.613	64	4:01.104	
Pass	1578	5:15:32.984	65	4:01.371	
Pass	1597	5:19:38.634	66	4:05.650	
Pass	1617	5:23:46.653	67	4:08.019	
Pass	1637	5:27:47.156	68	4:00.503	
Pass	1657	5:31:46.722	69	3:59.566	
Pass	1679	5:35:42.894	70	3:56.172	
Pass	1699	5:39:41.785	71	3:58.891	
Pass	1718	5:43:38.359	72	3:56.574	
Pass	1738	5:47:33.207	73	3:54.848	
Pass	1759	5:51:32.249	74	3:59.042	
Pass	1780	5:55:33.816	75	4:01.567	
Pass	1802	6:00:24.613	76	4:50.797	
Pass	1824	6:05:56.518	77	5:31.905	

CHAMPIONNAT DE FRANCE D'ENDURANCE TOUT TERRAIN 2020/2021



6 H ENDURANCE TT DU SANTERRE

Course

Historique de la course

Lieu	Seq	Temps	Tour	Tps Tour	Tps Stands
In	22	5:14.061	1	5:14.061	
Out	70	13:33.343			8:19.282
Pass	101	18:39.993	2	13:25.932 *	
Pass	131	23:32.083	3	4:52.090 *	
Pass	160	28:16.813	4	4:44.730 *	
Pass	189	33:03.456	5	4:46.643 *	
Pass	216	37:48.241	6	4:44.785 *	
Pass	242	42:18.190	7	4:29.949 *	
Pass	266	46:43.720	8	4:25.530 *	
Pass	292	51:07.127	9	4:23.407 *	
Pass	319	55:42.004	10	4:34.877 *	
Pass	344	1:00:05.796	11	4:23.792 *	
Pass	370	1:04:41.905	12	4:36.109 *	
Pass	403	1:10:03.132	13	5:21.227 *	
Pass	426	1:14:27.616	14	4:24.484 *	
Pass	452	1:18:54.062	15	4:26.446 *	
Pass	477	1:23:27.465	16	4:33.403 *	
Pass	501	1:28:07.003	17	4:39.538 *	
Pass	526	1:32:55.135	18	4:48.132 *	
Pass	556	1:37:33.229	19	4:38.094 *	
Pass	583	1:41:59.880	20	4:26.651 *	
In	611	1:46:33.872	21	4:33.992 *	
R.In	631	1:49:57.084			
R.Out	658	1:55:03.814			5:06.730
Out	659	1:55:13.707			8:39.835
Pass	687	2:00:03.295	22	13:29.423 *	
Pass	709	2:05:02.966	23	4:59.671 *	
Pass	737	2:09:49.537	24	4:46.571 *	
Pass	764	2:14:28.557	25	4:39.020 *	
Pass	788	2:19:00.718	26	4:32.161 *	
Pass	817	2:23:36.974	27	4:36.256 *	
Pass	842	2:28:10.080	28	4:33.106 *	
Pass	866	2:32:43.106	29	4:33.026 *	
Pass	892	2:37:17.766	30	4:34.660 *	
Pass	917	2:41:49.136	31	4:31.370 *	
Pass	942	2:46:33.720	32	4:44.584 *	
Pass	966	2:51:13.579	33	4:39.859 *	
Pass	1002	3:10:56.830 / SC	34	19:43.251 *	
Pass	1025	3:17:38.334 / SC	35	6:41.504 *	
Pass	1049	3:22:01.713	36	4:23.379 *	
Pass	1071	3:26:30.357	37	4:28.644 *	
Pass	1096	3:31:00.634	38	4:30.277 *	
Pass	1124	3:35:36.490	39	4:35.856 *	
Pass	1150	3:40:11.128	40	4:34.638 *	
Pass	1176	3:44:48.356	41	4:37.228 *	
In	1199	3:50:30.966 / SC	42	5:42.610 *	
Out	1211	3:59:32.097 / SC			9:01.131
Pass	1233	4:06:08.062 / SC	43	15:37.096 *	
Pass	1257	4:10:50.433	44	4:42.371 *	
Pass	1284	4:15:27.007	45	4:36.574 *	
Pass	1312	4:19:51.310	46	4:24.303 *	
Pass	1330	4:24:16.987	47	4:25.677 *	
Pass	1355	4:28:41.980	48	4:24.993 *	
Pass	1377	4:33:08.114	49	4:26.134 *	
Pass	1402	4:37:48.969	50	4:40.855 *	
Pass	1430	4:42:11.926	51	4:22.957 *	
Pass	1454	4:47:26.851	52	5:14.925 *	
Pass	1479	4:54:36.923 / SC	53	7:10.072 *	
In	1503	5:00:36.040	54	5:59.117 *	
R.In	1506	5:01:22.209			

Lieu	Seq	Temps	Tour	Tps Tour	Tps Stands
R.Out	1533	5:06:30.927			5:08.718
Out	1550	5:10:15.837			9:39.797
In	1576	5:15:00.707	55	14:24.667	
Out	1609	5:22:03.257			7:02.550
Pass	1631	5:26:37.507	56	11:36.800	
Pass	1652	5:30:59.368	57	4:21.861 *	
Pass	1674	5:35:18.007	58	4:18.639 *	
Pass	1696	5:39:34.387	59	4:16.380 *	
Pass	1721	5:43:49.007	60	4:14.620 *	
Pass	1742	5:48:06.332	61	4:17.325 *	
Pass	1768	5:52:42.045	62	4:35.713 *	
Pass	1790	5:57:07.026	63	4:24.981 *	
Pass	1816	6:03:37.405	64	6:30.379 *	

CHAMPIONNAT DE FRANCE D'ENDURANCE TOUT TERRAIN 2020/2021



6 H ENDURANCE TT DU SANTERRE

Course

Historique de la course

Lieu	Seq	Temps	Tour	Tps Tour	Tps Stands
------	-----	-------	------	----------	------------

Lieu	Seq	Temps	Tour	Tps Tour	Tps Stands
------	-----	-------	------	----------	------------

No 25 SENT E./HOLLOCOU P. / BOUTRY P.

Pass	33	6:23.884	1	6:23.884	
Pass	67	13:18.319	2	6:54.435	*
Pass	111	19:53.402	3	6:35.083	*
Pass	144	26:24.446	4	6:31.044	*
Pass	187	32:52.347	5	6:27.901	*
Pass	221	38:51.359	6	5:59.012	*
Pass	255	44:40.891	7	5:49.532	*
Pass	286	50:23.470	8	5:42.579	*
Pass	326	56:17.003	9	5:53.533	
Pass	357	1:02:00.551	10	5:43.548	
Pass	389	1:07:44.934	11	5:44.383	
Pass	419	1:13:14.492	12	5:29.558	*
Pass	451	1:18:48.545	13	5:34.053	
Pass	480	1:24:26.018	14	5:37.473	
Pass	508	1:30:11.640	15	5:45.622	
Pass	542	1:35:39.376	16	5:27.736	*
Pass	578	1:41:03.996	17	5:24.620	*
Pass	610	1:46:31.068	18	5:27.072	
Pass	643	1:51:58.019	19	5:26.951	
Pass	672	1:57:44.430	20	5:46.411	
In	701	2:04:45.703	21	7:01.273	
R.In	744	2:10:56.830			
R.Out	773	2:15:57.757			5:00.927
Out	776	2:16:09.717			11:24.014
Pass	804	2:21:27.746	22	16:42.043	
Pass	835	2:26:31.111	23	5:03.365	*
Pass	860	2:31:44.422	24	5:13.311	
Pass	889	2:36:45.646	25	5:01.224	*
Pass	918	2:41:51.774	26	5:06.128	
Pass	946	2:47:15.946	27	5:24.172	
Pass	974	2:52:28.959	28	5:13.013	
In	1005	3:11:02.229 / SC	29	18:33.270	
Out	1046	3:20:12.977			9:10.748
Pass	1068	3:25:28.249	30	14:26.020	
Pass	1095	3:30:49.213	31	5:20.964	
Pass	1129	3:36:10.230	32	5:21.017	
Pass	1158	3:41:31.613	33	5:21.383	
Pass	1182	3:46:53.770	34	5:22.157	
Pass	1213	4:00:23.843 / SC	35	13:30.073	
Pass	1235	4:06:25.692	36	6:01.849	
Pass	1266	4:11:34.079	37	5:08.387	
In	1295	4:16:37.130	38	5:03.051	
R.Out	1365	4:30:10.291			
Out	1367	4:30:22.067			13:44.937
Pass	1395	4:36:03.299	39	19:26.169	
Pass	1426	4:41:45.751	40	5:42.452	
Pass	1459	4:48:32.769 / SC	41	6:47.018	
Pass	1484	4:55:46.353 / SC	42	7:13.584	
Pass	1512	5:02:22.789	43	6:36.436	
In	1545	5:08:44.087	44	6:21.298	
Out	1559	5:11:20.267			2:36.180
Pass	1589	5:17:28.645	45	8:44.558	
Pass	1616	5:23:31.519	46	6:02.874	
Pass	1647	5:29:25.812	47	5:54.293	
Pass	1673	5:35:15.533	48	5:49.721	
Pass	1706	5:40:57.611	49	5:42.078	
Pass	1735	5:46:34.379	50	5:36.768	
Pass	1761	5:52:08.335	51	5:33.956	
Pass	1794	5:57:57.522	52	5:49.187	
Pass	1823	6:05:34.887	53	7:37.365	

CHAMPIONNAT DE FRANCE D'ENDURANCE TOUT TERRAIN 2020/2021



Course

Historique de la course

Lieu	Seq	Temps	Tour	Tps Tour	Tps Stands
------	-----	-------	------	----------	------------

Lieu	Seq	Temps	Tour	Tps Tour	Tps Stands
------	-----	-------	------	----------	------------

No 38 HADAM I./ SELLIER K

Pass	29	5:48.421	1	5:48.421	
Pass	58	11:36.780	2	5:48.359	*
Pass	88	16:47.483	3	5:10.703	*
Pass	117	21:43.037	4	4:55.554	*
Pass	146	26:33.559	5	4:50.522	*
Pass	176	31:28.116	6	4:54.557	
Pass	206	36:18.375	7	4:50.259	*
Pass	231	41:04.817	8	4:46.442	*
Pass	258	45:42.702	9	4:37.885	*
Pass	287	50:24.568	10	4:41.866	
Pass	314	55:05.516	11	4:40.948	
Pass	343	59:46.434	12	4:40.918	
Pass	368	1:04:23.038	13	4:36.604	*
Pass	392	1:08:58.114	14	4:35.076	*
Pass	420	1:13:31.125	15	4:33.011	*
Pass	444	1:18:05.776	16	4:34.651	
Pass	471	1:22:41.595	17	4:35.819	
Pass	496	1:27:27.715	18	4:46.120	
In	519	1:32:00.784	19	4:33.069	
R.In	524	1:32:42.241			
R.Out	557	1:37:56.875			5:14.634
Out	589	1:42:53.692			10:52.908
Pass	621	1:47:53.859	20	15:53.075	

CHAMPIONNAT DE FRANCE D'ENDURANCE TOUT TERRAIN 2020/2021



www.teambouts.com
6 H ENDURANCE TT DU SANTERRE

Course

Historique de la course

Lieu	Seq	Temps	Tour	Tps Tour	Tps Stands
------	-----	-------	------	----------	------------

Lieu	Seq	Temps	Tour	Tps Tour	Tps Stands
------	-----	-------	------	----------	------------

No 45 MONTAINE B. / MONTAINE R. /

Pass	32	6:18.846	1	6:18.846	
Pass	65	12:52.973	2	6:34.127	*
Pass	104	18:44.386	3	5:51.413	*
Pass	137	24:25.212	4	5:40.826	*
Pass	168	30:03.728	5	5:38.516	*
Pass	200	35:38.227	6	5:34.499	*
Pass	234	41:18.465	7	5:40.238	
In	274	47:28.824	8	6:10.359	
R.Out	596	1:43:41.964			
Out	598	1:43:54.906			56:26.082
Out	721	2:07:21.993			
Pass	755	2:12:25.419	9	1:24:56.595	

CHAMPIONNAT DE FRANCE D'ENDURANCE TOUT TERRAIN 2020/2021



Course

Historique de la course

Lieu	Seq	Temps	Tour	Tps Tour	Tps Stands
------	-----	-------	------	----------	------------

Lieu	Seq	Temps	Tour	Tps Tour	Tps Stands
------	-----	-------	------	----------	------------

No 89 QUINET H./ VANLAUWE P.

Pass	30	5:55.956	1	5:55.956	
Pass	59	12:08.253	2	6:12.297	*
Pass	92	17:48.762	3	5:40.509	*
Pass	129	23:12.209	4	5:23.447	*
Pass	164	28:37.995	5	5:25.786	
Pass	195	33:58.364	6	5:20.369	*
Pass	223	39:10.959	7	5:12.595	*
Pass	253	44:23.241	8	5:12.282	*
Pass	282	49:32.580	9	5:09.339	*
Pass	309	54:33.223	10	5:00.643	*
Pass	342	59:45.053	11	5:11.830	
Pass	375	1:04:59.373	12	5:14.320	
Pass	402	1:10:02.339	13	5:02.966	
Pass	436	1:15:17.666	14	5:15.327	
Pass	462	1:20:31.185	15	5:13.519	
Pass	487	1:25:39.726	16	5:08.541	
Pass	511	1:30:50.838	17	5:11.112	
Pass	545	1:35:58.954	18	5:08.116	
In	576	1:40:49.645	19	4:50.691	
Out	608	1:46:07.201			5:17.556
Pass	636	1:51:08.047	20	10:18.402	
In	668	1:56:47.073	21	5:39.026	
Out	1833	6:29:58.281			4:33:11.208
Out	1836	6:32:13.976			

CHAMPIONNAT DE FRANCE D'ENDURANCE TOUT TERRAIN 2020/2021



Course

Historique de la course

Lieu	Seq	Temps	Tour	Tps Tour	Tps Stands
------	-----	-------	------	----------	------------

Lieu	Seq	Temps	Tour	Tps Tour	Tps Stands
------	-----	-------	------	----------	------------

No 98 DERBECQ W./ VENTHENAT S.

Pass	31	6:14.243	1	6:14.243	
Pass	62	12:28.760	2	6:14.517	*
Pass	97	18:25.438	3	5:56.678	*
Pass	138	24:34.285	4	6:08.847	
Pass	169	30:23.239	5	5:48.954	*
Pass	204	36:15.216	6	5:51.977	
Pass	238	41:54.432	7	5:39.216	*
Pass	276	47:41.316	8	5:46.884	
Pass	306	53:08.674	9	5:27.358	*
Pass	334	58:33.909	10	5:25.235	*
Pass	366	1:04:10.195	11	5:36.286	
Pass	399	1:09:42.907	12	5:32.712	
Pass	435	1:15:16.138	13	5:33.231	
Pass	461	1:20:29.287	14	5:13.149	*
In	488	1:25:47.210	15	5:17.923	
Out	518	1:31:52.683			6:05.473
Pass	550	1:36:49.622	16	11:02.412	
Pass	582	1:41:59.014	17	5:09.392	*
Pass	617	1:47:13.104	18	5:14.090	
Pass	647	1:52:24.011	19	5:10.907	
Pass	671	1:57:38.021	20	5:14.010	
Pass	714	2:05:51.804	21	8:13.783	
Pass	746	2:11:07.703	22	5:15.899	
Pass	777	2:16:15.908	23	5:08.205	*
Pass	803	2:21:22.412	24	5:06.504	*
Pass	834	2:26:27.714	25	5:05.302	*
Pass	859	2:31:41.166	26	5:13.452	
Out	997	3:02:55.017 / SC			
In	1022	3:12:14.792 / SC	27	40:33.626	
Out	1092	3:30:04.151			17:49.359
In	1133	3:37:02.243	28	24:47.451	
Out	1208	3:54:33.597 / SC			17:31.354
In	1231	4:02:07.889 / SC	29	25:05.646	
Out	1279	4:13:39.383			11:31.494
Pass	1308	4:19:06.254	30	16:58.365	
Pass	1336	4:24:39.572	31	5:33.318	
Pass	1366	4:30:14.528	32	5:34.956	
Pass	1396	4:36:04.293	33	5:49.765	
Pass	1425	4:41:31.195	34	5:26.902	
In	1453	4:47:15.978	35	5:44.783	
Out	1468	4:50:27.827 / SC			3:11.849
Pass	1491	4:58:01.054	36	10:45.076	
In	1519	5:03:29.401	37	5:28.347	
R.In	1524	5:04:19.719			
R.Out	1548	5:09:30.487			5:10.768
Out	1549	5:09:44.644			6:15.243
In	1573	5:14:41.414	38	11:12.013	
R.In	1579	5:15:33.687			
R.Out	1602	5:20:51.555			5:17.868
Out	1603	5:21:02.601			6:21.187
Pass	1626	5:25:57.295	39	11:15.881	
Pass	1654	5:31:10.701	40	5:13.406	
Pass	1681	5:36:17.938	41	5:07.237	
Pass	1710	5:41:25.939	42	5:08.001	
Pass	1734	5:46:21.932	43	4:55.993	*
Pass	1758	5:51:21.924	44	4:59.992	
Pass	1786	5:56:33.137	45	5:11.213	
Pass	1812	6:02:55.195	46	6:22.058	

CHAMPIONNAT DE FRANCE D'ENDURANCE TOUT TERRAIN 2020/2021



6 H ENDURANCE TT DU SANTERRE

Course

Historique de la course

Lieu	Seq	Temps	Tour	Tps Tour	Tps Stands
Pass	11	4:27.606	1	4:27.606	
Pass	40	9:07.833	2	4:40.227	*
In	73	13:42.822	3	4:34.989	
Out	127	22:59.728			9:16.906
Pass	153	27:12.911	4	13:30.089	
Pass	177	31:34.577	5	4:21.666	*
Pass	201	35:50.599	6	4:16.022	*
Pass	227	39:59.377	7	4:08.778	*
Pass	252	44:12.501	8	4:13.124	
Pass	277	48:20.607	9	4:08.106	*
Pass	302	52:26.459	10	4:05.852	*
Pass	328	56:38.113	11	4:11.654	
Pass	351	1:00:46.502	12	4:08.389	
Pass	372	1:04:54.416	13	4:07.914	
Pass	394	1:09:02.424	14	4:08.008	
Pass	418	1:13:07.122	15	4:04.698	*
Pass	443	1:17:09.499	16	4:02.377	*
Pass	467	1:21:12.750	17	4:03.251	
Pass	485	1:25:18.465	18	4:05.715	
Pass	504	1:29:21.185	19	4:02.720	
Pass	530	1:33:26.783	20	4:05.598	
Pass	555	1:37:29.883	21	4:03.100	
Pass	580	1:41:37.883	22	4:08.000	
Pass	606	1:45:41.611	23	4:03.728	
Pass	630	1:49:45.287	24	4:03.676	
Pass	652	1:53:56.780	25	4:11.493	
In	674	1:57:55.938	26	3:59.158	
Out	699	2:02:54.934			4:58.996
Pass	722	2:07:27.685	27	9:31.747	
Pass	751	2:11:47.530	28	4:19.845	
Pass	775	2:16:06.395	29	4:18.865	
Pass	796	2:20:25.663	30	4:19.268	
Pass	822	2:24:50.644	31	4:24.981	
Pass	847	2:29:18.621	32	4:27.977	
Pass	870	2:33:36.802	33	4:18.181	
Pass	897	2:38:02.025	34	4:25.223	
In	920	2:42:19.852	35	4:17.827	
R.In	940	2:46:08.274			
R.Out	970	2:52:09.049			6:00.775
Out	972	2:52:18.535			9:58.683
Pass	1008	3:11:06.888 / SC	36	28:47.036	
Pass	1031	3:17:53.817	37	6:46.929	
Pass	1051	3:22:15.103	38	4:21.286	
Pass	1072	3:26:37.924	39	4:22.821	
Pass	1098	3:31:07.771	40	4:29.847	
Pass	1125	3:35:38.514	41	4:30.743	
Pass	1148	3:40:00.214	42	4:21.700	
Pass	1171	3:44:14.315	43	4:14.101	
In	1192	3:50:06.644 / SC	44	5:52.329	
Out	1207	3:54:18.081 / SC			4:11.437
Pass	1230	4:01:09.983 / SC	45	11:03.339	
Pass	1253	4:07:23.969	46	6:13.986	
Pass	1273	4:11:46.131	47	4:22.162	
Pass	1289	4:16:09.258	48	4:23.127	
Pass	1315	4:20:13.616	49	4:04.358	
Pass	1329	4:24:16.131	50	4:02.515	
Pass	1353	4:28:17.861	51	4:01.730	*
Pass	1376	4:32:21.944	52	4:04.083	
Pass	1398	4:36:26.072	53	4:04.128	
Pass	1420	4:40:25.023	54	3:58.951	*

Lieu	Seq	Temps	Tour	Tps Tour	Tps Stands
Pass	1441	4:44:24.359	55	3:59.336	
Pass	1465	4:49:35.764 / SC	56	5:11.405	
In	1488	4:57:49.734 / SC	57	8:13.970	
R.In	1496	4:58:35.327			
R.Out	1520	5:03:39.618			5:04.291
Out	1522	5:03:51.569			6:01.835
Pass	1541	5:08:01.082	58	10:11.348	
Pass	1564	5:12:05.198	59	4:04.116	
Pass	1582	5:16:09.844	60	4:04.646	
Pass	1601	5:20:10.483	61	4:00.639	
Pass	1623	5:24:13.060	62	4:02.577	
Pass	1639	5:28:19.274	63	4:06.214	
Pass	1662	5:32:19.421	64	4:00.147	
Pass	1682	5:36:21.928	65	4:02.507	
Pass	1703	5:40:20.623	66	3:58.695	*
Pass	1722	5:44:13.329	67	3:52.706	*
Pass	1744	5:48:12.494	68	3:59.165	
Pass	1764	5:52:18.335	69	4:05.841	
Pass	1784	5:56:19.267	70	4:00.932	
Pass	1807	6:01:31.789	71	5:12.522	
Pass	1828	6:07:21.497	72	5:49.708	

CHAMPIONNAT DE FRANCE D'ENDURANCE TOUT TERRAIN 2020/2021



6 H ENDURANCE TT DU SANTERRE

Course

Historique de la course

Lieu	Seq	Temps	Tour	Tps Tour	Tps Stands
------	-----	-------	------	----------	------------

No 201 MASSON D / LAERMAND JM. /

Pass	27	5:40.395	1	5:40.395	
Pass	56	11:12.598	2	5:32.203	*
Pass	87	16:31.991	3	5:19.393	*
Pass	118	21:50.315	4	5:18.324	*
Pass	151	27:06.468	5	5:16.153	*
Pass	182	32:09.485	6	5:03.017	*
Pass	215	37:32.898	7	5:23.413	
Pass	244	42:26.326	8	4:53.428	*
Pass	272	47:15.825	9	4:49.499	*
Pass	301	51:59.162	10	4:43.337	*
Pass	329	56:44.310	11	4:45.148	
Pass	355	1:01:34.423	12	4:50.113	
Pass	383	1:06:23.956	13	4:49.533	
Pass	413	1:11:22.425	14	4:58.469	
Pass	438	1:16:05.591	15	4:43.166	*
Pass	464	1:20:38.587	16	4:32.996	*
Pass	486	1:25:21.410	17	4:42.823	
Pass	506	1:30:04.383	18	4:42.973	
Pass	533	1:34:39.996	19	4:35.613	
Pass	566	1:39:19.823	20	4:39.827	
Pass	597	1:43:51.767	21	4:31.944	*
Pass	623	1:48:28.278	22	4:36.511	
Pass	648	1:53:13.323	23	4:45.045	
In	673	1:57:47.929	24	4:34.606	
R.In	686	1:59:47.672			
R.Out	712	2:05:35.887			5:48.215
Out	713	2:05:44.268			7:56.339
Pass	740	2:10:18.336	25	12:30.407	
Pass	767	2:14:56.041	26	4:37.705	
Pass	792	2:19:36.544	27	4:40.503	
Pass	820	2:24:17.700	28	4:41.156	
Pass	845	2:29:08.298	29	4:50.598	
Pass	872	2:33:45.778	30	4:37.480	
Pass	899	2:38:24.978	31	4:39.200	
Pass	924	2:43:02.874	32	4:37.896	
Pass	950	2:47:41.456	33	4:38.582	
Pass	971	2:52:16.827	34	4:35.371	
Pass	1004	3:11:00.161 / SC	35	18:43.334	
Pass	1027	3:17:40.930	36	6:40.769	
Pass	1050	3:22:09.530	37	4:28.600	*
Pass	1074	3:26:44.326	38	4:34.796	
Pass	1102	3:31:22.127	39	4:37.801	
Pass	1127	3:35:58.726	40	4:36.599	
Pass	1155	3:40:36.225	41	4:37.499	
Pass	1180	3:45:15.846	42	4:39.621	
In	1201	3:50:41.800 / SC	43	5:25.954	
R.In	1250	4:07:17.475			
R.Out	1276	4:12:40.267			5:22.792
Out	1277	4:12:53.628			22:11.828
Pass	1302	4:17:34.328	44	26:52.528	
Pass	1325	4:22:23.428	45	4:49.100	
Pass	1351	4:27:15.937	46	4:52.509	
Pass	1373	4:31:59.119	47	4:43.182	
Pass	1399	4:36:41.782	48	4:42.663	
Pass	1423	4:41:19.904	49	4:38.122	
Pass	1446	4:46:15.713	50	4:55.809	
Pass	1473	4:52:49.560 / SC	51	6:33.847	
Pass	1497	4:58:57.436	52	6:07.876	
Pass	1523	5:04:06.872	53	5:09.436	
Pass	1547	5:09:09.326	54	5:02.454	

Lieu	Seq	Temps	Tour	Tps Tour	Tps Stands
------	-----	-------	------	----------	------------

Pass	1568	5:14:02.117	55	4:52.791	
Pass	1593	5:18:52.898	56	4:50.781	
Pass	1618	5:23:49.152	57	4:56.254	
Pass	1643	5:28:45.730	58	4:56.578	
Pass	1667	5:33:28.928	59	4:43.198	
Pass	1692	5:38:12.869	60	4:43.941	
Pass	1715	5:42:49.624	61	4:36.755	
Pass	1737	5:47:26.450	62	4:36.826	
Pass	1762	5:52:09.180	63	4:42.730	
Pass	1789	5:56:54.026	64	4:44.846	
Pass	1818	6:03:58.657	65	7:04.631	

CHAMPIONNAT DE FRANCE D'ENDURANCE TOUT TERRAIN 2020/2021



6 H ENDURANCE TT DU SANTERRE

Course

Historique de la course

Lieu	Seq	Temps	Tour	Tps Tour	Tps Stands
Pass	26	5:28.687	1	5:28.687	
Pass	55	11:02.699	2	5:34.012	*
Pass	85	16:23.832	3	5:21.133	*
Pass	116	21:35.639	4	5:11.807	*
Pass	147	26:43.409	5	5:07.770	*
Pass	178	31:52.944	6	5:09.535	
Pass	208	36:54.518	7	5:01.574	*
Pass	235	41:46.109	8	4:51.591	*
Pass	265	46:38.817	9	4:52.708	
Pass	298	51:35.374	10	4:56.557	
Pass	327	56:26.877	11	4:51.503	*
Pass	354	1:01:21.216	12	4:54.339	
Pass	380	1:06:05.123	13	4:43.907	*
Pass	407	1:10:50.427	14	4:45.304	
Pass	437	1:15:39.040	15	4:48.613	
Pass	460	1:20:21.426	16	4:42.386	*
Pass	483	1:25:04.413	17	4:42.987	
Pass	505	1:30:02.215	18	4:57.802	
Pass	534	1:34:44.704	19	4:42.489	
Pass	567	1:39:26.281	20	4:41.577	*
Pass	599	1:44:06.576	21	4:40.295	*
Pass	625	1:48:51.493	22	4:44.917	
Pass	650	1:53:51.625	23	5:00.132	
Pass	678	1:58:36.577	24	4:44.952	
In	703	2:04:49.752	25	6:13.175	
R.In	729	2:08:02.201			
R.Out	757	2:13:07.560			5:05.359
Out	758	2:13:19.031			8:29.279
Pass	785	2:18:22.523	26	13:32.771	
Pass	814	2:23:19.225	27	4:56.702	
Pass	843	2:28:13.938	28	4:54.713	
Pass	867	2:33:02.312	29	4:48.374	
Pass	894	2:37:45.747	30	4:43.435	
Pass	922	2:42:36.358	31	4:50.611	
Pass	949	2:47:31.363	32	4:55.005	
Pass	973	2:52:27.066	33	4:55.703	
Pass	1007	3:11:04.628 / SC	34	18:37.562	
Pass	1030	3:17:52.263	35	6:47.635	
Pass	1060	3:22:53.260	36	5:00.997	
Pass	1086	3:27:56.284	37	5:03.024	
Pass	1112	3:32:59.393	38	5:03.109	
Pass	1138	3:38:06.352	39	5:06.959	
Pass	1164	3:43:20.829	40	5:14.477	
Pass	1193	3:50:10.267 / SC	41	6:49.438	
Pass	1220	4:00:35.503 / SC	42	10:25.236	
Pass	1242	4:06:35.712	43	6:00.209	
Pass	1271	4:11:43.482	44	5:07.770	
Pass	1297	4:16:58.086	45	5:14.604	
Pass	1324	4:22:22.093	46	5:24.007	
Pass	1352	4:27:47.175	47	5:25.082	
In	1378	4:33:09.840	48	5:22.665	
R.In	1394	4:35:48.872			
R.Out	1427	4:41:55.720			6:06.848
Out	1429	4:42:08.918			8:59.078
Pass	1457	4:47:50.362	49	14:40.522	
Pass	1481	4:54:41.572 / SC	50	6:51.210	
Pass	1504	5:00:48.725	51	6:07.153	
Pass	1528	5:06:09.206	52	5:20.481	
Pass	1560	5:11:28.101	53	5:18.895	
Pass	1585	5:16:42.991	54	5:14.890	
Pass	1607	5:21:56.137	55	5:13.146	

Lieu	Seq	Temps	Tour	Tps Tour	Tps Stands
Pass	1632	5:27:04.164	56	5:08.027	
Pass	1660	5:32:13.623	57	5:09.459	
Pass	1688	5:37:24.131	58	5:10.508	
Pass	1713	5:42:17.999	59	4:53.868	
Pass	1736	5:47:20.973	60	5:02.974	
Pass	1765	5:52:22.300	61	5:01.327	
Pass	1792	5:57:32.773	62	5:10.473	
Pass	1817	6:03:40.671	63	6:07.898	

CHAMPIONNAT DE FRANCE D'ENDURANCE TOUT TERRAIN 2020/2021



6 H ENDURANCE TT DU SANTERRE

Course

Historique de la course

Lieu	Seq	Temps	Tour	Tps Tour	Tps Stands
------	-----	-------	------	----------	------------

Lieu	Seq	Temps	Tour	Tps Tour	Tps Stands
------	-----	-------	------	----------	------------

No 303 ESQUIEU E.I / LARDEAU C.

R.In	2	0.847			
R.Out	21	5:04.852			5:04.005
Out	23	5:14.441			
Pass	54	10:49.438	1	10:49.438	
Pass	83	16:06.416	2	5:16.978	*
Pass	114	21:13.404	3	5:06.988	*
Pass	143	26:13.643	4	5:00.239	*
Pass	173	31:14.362	5	5:00.719	
Pass	203	36:11.777	6	4:57.415	*
Pass	232	41:08.493	7	4:56.716	*
Pass	259	45:59.121	8	4:50.628	*
Pass	289	50:51.668	9	4:52.547	
Pass	320	55:45.042	10	4:53.374	
Pass	350	1:00:37.971	11	4:52.929	
Pass	378	1:05:30.850	12	4:52.879	
Pass	405	1:10:18.003	13	4:47.153	*
Pass	434	1:15:14.796	14	4:56.793	
Pass	458	1:20:04.401	15	4:49.605	
Pass	482	1:25:02.889	16	4:58.488	
Pass	507	1:30:05.905	17	5:03.016	
Pass	536	1:34:48.286	18	4:42.381	*
Pass	568	1:39:30.176	19	4:41.890	*
Pass	602	1:44:16.160	20	4:45.984	
Pass	626	1:49:03.434	21	4:47.274	
Pass	651	1:53:53.919	22	4:50.485	
Pass	680	1:58:41.681	23	4:47.762	
In	704	2:04:51.532	24	6:09.851	
Out	717	2:06:31.441			1:39.909
Pass	748	2:11:16.246	25	6:24.714	
Pass	774	2:16:04.575	26	4:48.329	
Pass	799	2:20:56.974	27	4:52.399	
Pass	829	2:25:57.242	28	5:00.268	
Pass	855	2:30:54.758	29	4:57.516	
Pass	882	2:35:44.224	30	4:49.466	
Pass	908	2:40:24.594	31	4:40.370	*
Pass	935	2:45:29.623	32	5:05.029	
Pass	962	2:50:21.101	33	4:51.478	

CHAMPIONNAT DE FRANCE D'ENDURANCE TOUT TERRAIN 2020/2021



www.teambouts.com
6 H ENDURANCE TT DU SANTERRE

Course

Historique de la course

Lieu	Seq	Temps	Tour	Tps Tour	Tps Stands
------	-----	-------	------	----------	------------

Lieu	Seq	Temps	Tour	Tps Tour	Tps Stands
------	-----	-------	------	----------	------------

No 307 AUBERT F. / BOIS R.

Pass	34	6:28.317	1	6:28.317	
Pass	66	13:11.335	2	6:43.018	*
Pass	110	19:35.810	3	6:24.475	*
Pass	142	25:36.068	4	6:00.258	*
Pass	180	31:56.499	5	6:20.431	
Pass	219	38:08.293	6	6:11.794	
Pass	250	43:58.902	7	5:50.609	*
Pass	283	49:57.221	8	5:58.319	
Pass	323	55:55.868	9	5:58.647	
Pass	358	1:02:05.698	10	6:09.830	
Pass	390	1:07:55.782	11	5:50.084	*
Pass	421	1:13:53.423	12	5:57.641	
In	457	1:19:52.792	13	5:59.369	
Out	666	1:56:29.179			36:36.387
Pass	705	2:04:52.041	14	44:59.249	
Pass	750	2:11:47.316	15	6:55.275	
Pass	789	2:19:04.505	16	7:17.189	
Pass	831	2:26:05.528	17	7:01.023	
Pass	868	2:33:06.016	18	7:00.488	
Pass	904	2:40:03.987	19	6:57.971	
Pass	945	2:47:00.621	20	6:56.634	
In	982	2:53:38.649	21	6:38.028	
Out	993	2:59:59.917 / SC			6:21.268
Pass	1019	3:11:32.634 / SC	22	17:53.985	
Pass	1042	3:18:21.660	23	6:49.026	
Pass	1067	3:24:57.704	24	6:36.044	
Pass	1105	3:31:26.624	25	6:28.920	
In	1137	3:37:43.841	26	6:17.217	
R.In	1181	3:45:32.676			
R.Out	1205	3:52:53.720 / SC			7:21.044
Out	1206	3:53:20.684 / SC			15:36.843
Pass	1229	4:01:02.707 / SC	27	23:18.866	
Pass	1252	4:07:22.028	28	6:19.321	
Pass	1278	4:13:20.399	29	5:58.371	
Pass	1310	4:19:31.842	30	6:11.443	
Pass	1345	4:25:48.704	31	6:16.862	
Pass	1374	4:32:02.524	32	6:13.820	
Pass	1405	4:38:10.927	33	6:08.403	
Pass	1443	4:44:36.319	34	6:25.392	
Pass	1469	4:51:24.068 / SC	35	6:47.749	
Pass	1492	4:58:03.353	36	6:39.285	
Pass	1525	5:04:27.940	37	6:24.587	
Pass	1556	5:10:49.553	38	6:21.613	
In	1586	5:16:56.971	39	6:07.418	
R.In	1614	5:23:17.620			
R.Out	1644	5:28:47.087			5:29.467
Out	1645	5:28:58.010			12:01.039
Pass	1676	5:35:28.297	40	18:31.326	
Pass	1712	5:42:14.831	41	6:46.534	
Pass	1747	5:49:00.655	42	6:45.824	
Pass	1781	5:55:37.205	43	6:36.550	
Pass	1814	6:03:27.135	44	7:49.930	

CHAMPIONNAT DE FRANCE D'ENDURANCE TOUT TERRAIN 2020/2021



6 H ENDURANCE TT DU SANTERRE

Course

Historique de la course

Lieu	Seq	Temps	Tour	Tps Tour	Tps Stands
------	-----	-------	------	----------	------------


No 352 LLASERA D. / SAINT MARC P. /

Pass	28	5:47.076	1	5:47.076	
Pass	57	11:30.703	2	5:43.627	*
Pass	91	17:06.147	3	5:35.444	*
Pass	122	22:30.034	4	5:23.887	*
Pass	158	28:03.152	5	5:33.118	
Pass	191	33:36.340	6	5:33.188	
Pass	222	38:54.985	7	5:18.645	*
Pass	251	44:04.195	8	5:09.210	*
Pass	281	49:17.108	9	5:12.913	
Pass	308	54:20.642	10	5:03.534	*
Pass	341	59:31.711	11	5:11.069	
Pass	371	1:04:46.729	12	5:15.018	
Pass	400	1:09:59.935	13	5:13.206	
Pass	432	1:15:08.332	14	5:08.397	
In	459	1:20:14.885	15	5:06.553	
R.Out	529	1:33:21.335			
Out	531	1:33:32.169			13:17.284
Pass	559	1:38:26.266	16	18:11.381	
Pass	595	1:43:36.505	17	5:10.239	
Pass	624	1:48:48.589	18	5:12.084	
Pass	654	1:54:04.301	19	5:15.712	
Pass	683	1:59:25.568	20	5:21.267	
Out	731	2:08:31.859			
Out	732	2:08:40.855			
Out	734	2:09:12.154			
Pass	765	2:14:31.082	21	15:05.514	
Pass	793	2:19:53.007	22	5:21.925	
Pass	825	2:25:14.913	23	5:21.906	
Pass	854	2:30:39.315	24	5:24.402	
Pass	884	2:36:02.370	25	5:23.055	
Pass	913	2:41:20.596	26	5:18.226	
Pass	943	2:46:37.354	27	5:16.758	
Pass	969	2:51:56.989	28	5:19.635	
Pass	1006	3:11:02.528 / SC	29	19:05.539	
In	1028	3:17:43.743	30	6:41.215	
Out	1084	3:27:29.511			9:45.768
Pass	1111	3:32:47.405	31	15:03.662	
Pass	1140	3:38:12.379	32	5:24.974	
Pass	1166	3:43:33.358	33	5:20.979	
Pass	1197	3:50:25.043 / SC	34	6:51.685	
Pass	1224	4:00:45.913 / SC	35	10:20.870	
Pass	1246	4:07:11.391	36	6:25.478	
In	1275	4:12:35.850	37	5:24.459	
R.In	1311	4:19:46.560			
R.Out	1332	4:24:21.365			4:34.805
Out	1335	4:24:33.141			11:57.291
Pass	1363	4:29:40.656	38	17:04.806	
Pass	1390	4:34:54.881	39	5:14.225	
Pass	1417	4:39:58.205	40	5:03.324	*
Pass	1445	4:45:08.492	41	5:10.287	
Pass	1470	4:51:43.635 / SC	42	6:35.143	
Pass	1493	4:58:05.125	43	6:21.490	
Pass	1521	5:03:45.921	44	5:40.796	
Pass	1546	5:09:08.224	45	5:22.303	
Pass	1570	5:14:20.181	46	5:11.957	
Pass	1596	5:19:33.813	47	5:13.632	
Pass	1625	5:24:49.152	48	5:15.339	
Pass	1648	5:29:52.029	49	5:02.877	*
Pass	1671	5:34:55.564	50	5:03.535	
Pass	1700	5:39:56.571	51	5:01.007	*

Lieu	Seq	Temps	Tour	Tps Tour	Tps Stands
------	-----	-------	------	----------	------------

Pass	1726	5:44:55.885	52	4:59.314	*
Pass	1752	5:49:55.214	53	4:59.329	
Pass	1776	5:54:53.191	54	4:57.977	*
Pass	1804	6:00:42.990	55	5:49.799	
Pass	1829	6:07:28.494	56	6:45.504	

CHAMPIONNAT DE FRANCE D'ENDURANCE TOUT TERRAIN 2020/2021



6 H ENDURANCE TT DU SANTERRE

Course

Historique de la course

Lieu	Seq	Temps	Tour	Tps Tour	Tps Stands
Pass	7	4:05.332	1	4:05.332	
Pass	37	8:25.477	2	4:20.145	*
Pass	63	12:41.334	3	4:15.857	*
Pass	89	16:53.700	4	4:12.366	*
Pass	113	21:04.748	5	4:11.048	*
Pass	140	25:12.162	6	4:07.414	*
Pass	166	29:15.858	7	4:03.696	*
In	193	33:43.152	8	4:27.294	
Out	246	43:07.268			9:24.116
Pass	273	47:18.315	9	13:35.163	
Pass	295	51:21.130	10	4:02.815	*
Pass	316	55:28.851	11	4:07.721	
Pass	340	59:27.769	12	3:58.918	*
Pass	364	1:03:22.143	13	3:54.374	*
Pass	388	1:07:21.022	14	3:58.879	
Pass	412	1:11:11.324	15	3:50.302	**
Pass	433	1:15:11.822	16	4:00.498	
Pass	456	1:19:03.619	17	3:51.797	
Pass	475	1:23:06.505	18	4:02.886	
Pass	494	1:27:11.754	19	4:05.249	
Pass	514	1:31:15.501	20	4:03.747	
Pass	540	1:35:09.595	21	3:54.094	
Pass	563	1:39:11.731	22	4:02.136	
Pass	590	1:43:03.461	23	3:51.730	
Pass	614	1:47:03.144	24	3:59.683	
Pass	634	1:51:00.095	25	3:56.951	
Pass	657	1:54:58.806	26	3:58.711	
In	681	1:59:21.232	27	4:22.426	
R.In	691	2:01:42.566			
R.Out	725	2:07:47.169			6:04.603
Out	728	2:07:58.352			8:37.120
Pass	753	2:12:14.679	28	12:53.447	
Pass	778	2:16:26.475	29	4:11.796	
Pass	797	2:20:41.179	30	4:14.704	
Pass	823	2:24:55.382	31	4:14.203	
Pass	846	2:29:13.123	32	4:17.741	
Pass	869	2:33:15.750	33	4:02.627	
Pass	893	2:37:23.289	34	4:07.539	
Pass	914	2:41:30.581	35	4:07.292	
Pass	938	2:45:40.371	36	4:09.790	
Pass	960	2:49:47.027	37	4:06.656	
In	985	2:53:56.524	38	4:09.497	
Out	998	3:07:41.057 / SC			13:44.533
Pass	1023	3:12:44.775 / SC	39	18:48.251	
Pass	1044	3:18:23.182	40	5:38.407	
Pass	1061	3:22:53.852	41	4:30.670	
Pass	1079	3:27:05.390	42	4:11.538	
Pass	1101	3:31:17.662	43	4:12.272	
Pass	1123	3:35:33.637	44	4:15.975	
Pass	1145	3:39:43.563	45	4:09.926	
Pass	1170	3:43:51.169	46	4:07.606	
Pass	1188	3:49:30.310	47	5:39.141	
Pass	1216	4:00:28.292 / SC	48	10:57.982	
Pass	1238	4:06:28.310	49	6:00.018	
Pass	1258	4:10:51.256	50	4:22.946	
R.In	1360	4:29:28.604			
R.Out	1387	4:34:20.093			4:51.489
Out	1388	4:34:30.747			
Pass	1411	4:38:29.700	51	27:38.444	
Pass	1433	4:42:23.045	52	3:53.345	
Pass	1450	4:46:44.408	53	4:21.363	

Lieu	Seq	Temps	Tour	Tps Tour	Tps Stands
Pass	1472	4:51:46.097 / SC	54	5:01.689	
Pass	1495	4:58:08.436	55	6:22.339	
Pass	1511	5:02:20.586	56	4:12.150	
Pass	1530	5:06:19.857	57	3:59.271	
Pass	1551	5:10:19.727	58	3:59.870	
Pass	1569	5:14:16.620	59	3:56.893	
Pass	1590	5:18:09.585	60	3:52.965	
Pass	1610	5:22:04.178	61	3:54.593	
Pass	1627	5:26:01.952	62	3:57.774	
Pass	1649	5:29:54.055	63	3:52.103	
Pass	1668	5:33:51.092	64	3:57.037	
Pass	1689	5:37:41.113	65	3:50.021	*
Pass	1711	5:41:31.702	66	3:50.589	
Pass	1728	5:45:26.538	67	3:54.836	
Pass	1750	5:49:16.536	68	3:49.998	*
Pass	1770	5:53:16.185	69	3:59.649	
Pass	1791	5:57:18.765	70	4:02.580	
Pass	1811	6:02:20.899	71	5:02.134	

CHAMPIONNAT DE FRANCE D'ENDURANCE TOUT TERRAIN 2020/2021



6 H ENDURANCE TT DU SANTERRE

Course

Historique de la course

Lieu	Seq	Temps	Tour	Tps Tour	Tps Stands
Pass	24	5:19.889	1	5:19.889	
Pass	52	10:14.756	2	4:54.867	*
Pass	82	14:57.140	3	4:42.384	*
Pass	109	19:32.992	4	4:35.852	*
Pass	136	24:15.385	5	4:42.393	
Pass	165	28:47.655	6	4:32.270	*
Pass	190	33:27.162	7	4:39.507	
Pass	218	37:59.534	8	4:32.372	
Pass	243	42:23.103	9	4:23.569	*
Pass	268	46:51.891	10	4:28.788	
Pass	297	51:29.218	11	4:37.327	
Pass	324	55:57.918	12	4:28.700	
Pass	348	1:00:35.328	13	4:37.410	
Pass	377	1:05:16.178	14	4:40.850	
Pass	398	1:09:41.908	15	4:25.730	
Pass	422	1:13:59.006	16	4:17.098	*
Pass	445	1:18:24.290	17	4:25.284	
Pass	472	1:22:58.809	18	4:34.519	
Pass	497	1:27:39.209	19	4:40.400	
In	523	1:32:38.253	20	4:59.044	
R.In	532	1:34:03.790			
R.Out	572	1:40:11.746			6:07.956
Out	575	1:40:23.125			7:44.872
Pass	603	1:44:52.042	21	12:13.789	
Pass	628	1:49:19.216	22	4:27.174	
Pass	653	1:54:00.980	23	4:41.764	
Pass	679	1:58:39.909	24	4:38.929	
In	702	2:04:48.389	25	6:08.480	
Out	723	2:07:29.477			2:41.088
Pass	754	2:12:24.044	26	7:35.655	
Pass	780	2:16:50.444	27	4:26.400	
Pass	802	2:21:16.073	28	4:25.629	
Pass	827	2:25:40.646	29	4:24.573	
Pass	851	2:30:05.852	30	4:25.206	
Pass	877	2:34:19.316	31	4:13.464	*
Pass	902	2:38:35.857	32	4:16.541	
Pass	925	2:43:04.990	33	4:29.133	
Pass	948	2:47:24.246	34	4:19.256	
Pass	967	2:51:46.926	35	4:22.680	
Pass	1003	3:10:59.585 / SC	36	19:12.659	
Pass	1026	3:17:40.102	37	6:40.517	
Pass	1048	3:21:57.859	38	4:17.757	
Pass	1070	3:26:06.098	39	4:08.239	*
Pass	1093	3:30:17.557	40	4:11.459	
In	1118	3:34:30.862	41	4:13.305	
R.Out	1152	3:40:23.497			
Out	1154	3:40:34.327			6:03.465
Pass	1177	3:44:56.386	42	10:25.524	
Pass	1198	3:50:30.491 / SC	43	5:34.105	
Pass	1225	4:00:47.137 / SC	44	10:16.646	
Pass	1247	4:07:12.641	45	6:25.504	
Pass	1267	4:11:36.603	46	4:23.962	
Pass	1286	4:16:01.172	47	4:24.569	
Pass	1313	4:20:07.050	48	4:05.878	*
Pass	1334	4:24:30.206	49	4:23.156	
In	1356	4:28:45.943	50	4:15.737	
Out	1369	4:30:58.047			2:12.104
Pass	1391	4:35:25.574	51	6:39.631	
Pass	1414	4:39:43.493	52	4:17.919	
Pass	1439	4:44:05.836	53	4:22.343	

Lieu	Seq	Temps	Tour	Tps Tour	Tps Stands
Pass	1463	4:49:09.696 / SC	54	5:03.860	
Pass	1486	4:55:50.292 / SC	55	6:40.596	
Pass	1507	5:01:38.404	56	5:48.112	
Pass	1527	5:06:00.616	57	4:22.212	
Pass	1552	5:10:20.934	58	4:20.318	
Pass	1572	5:14:35.635	59	4:14.701	
Pass	1595	5:19:01.060	60	4:25.425	
Pass	1615	5:23:26.976	61	4:25.916	
Pass	1636	5:27:38.935	62	4:11.959	
Pass	1659	5:31:55.592	63	4:16.657	
Pass	1680	5:36:02.373	64	4:06.781	
In	1701	5:40:02.935	65	4:00.562	
R.Out	1730	5:45:40.114			
Out	1733	5:45:49.572			5:46.637
Pass	1751	5:49:46.526	66	9:43.591	
In	1778	5:55:06.425	67	5:19.899	
Out	1795	5:57:58.905			2:52.480
Pass	1815	6:03:28.374	68	8:21.949	

CHAMPIONNAT DE FRANCE D'ENDURANCE TOUT TERRAIN 2020/2021



6 H ENDURANCE TT DU SANTERRE

Course

Historique de la course

Lieu	Seq	Temps	Tour	Tps Tour	Tps Stands
Pass	15	4:36.434	1	4:36.434	
Pass	45	9:19.889	2	4:43.455	*
Pass	75	13:53.791	3	4:33.902	*
Pass	103	18:41.869	4	4:48.078	
Pass	130	23:16.407	5	4:34.538	
Pass	156	27:50.014	6	4:33.607	*
Pass	183	32:29.351	7	4:39.337	
Pass	211	37:19.508	8	4:50.157	
Pass	239	41:58.302	9	4:38.794	
Pass	264	46:34.072	10	4:35.770	
Pass	291	51:01.509	11	4:27.437	*
Pass	318	55:38.621	12	4:37.112	
In	347	1:00:29.081	13	4:50.460	
Out	369	1:04:40.416			4:11.335
In	396	1:09:12.630	14	8:43.549	
R.In	401	1:10:00.242			
R.Out	439	1:16:38.913			6:38.671
Out	441	1:16:49.900			7:37.270
Out	509	1:30:24.317			
Pass	537	1:34:51.279	15	25:38.649	
Pass	564	1:39:16.552	16	4:25.273	*
Pass	593	1:43:33.111	17	4:16.559	*
Pass	620	1:47:47.482	18	4:14.371	*
Pass	645	1:52:09.854	19	4:22.372	
Pass	667	1:56:40.611	20	4:30.757	
Pass	689	2:01:08.939	21	4:28.328	
Pass	711	2:05:33.821	22	4:24.882	
Pass	739	2:09:57.167	23	4:23.346	
Pass	762	2:14:20.663	24	4:23.496	
Pass	787	2:18:42.855	25	4:22.192	
Pass	813	2:23:10.657	26	4:27.802	
Pass	838	2:27:28.466	27	4:17.809	
Pass	862	2:31:59.150	28	4:30.684	
Pass	886	2:36:09.035	29	4:09.885	*
Pass	910	2:40:32.668	30	4:23.633	
Pass	933	2:45:09.665	31	4:36.997	
Pass	959	2:49:28.921	32	4:19.256	
In	986	2:54:00.753	33	4:31.832	
Out	994	3:00:11.570 / SC			6:10.817
Pass	1020	3:11:34.923 / SC	34	17:34.170	
Pass	1041	3:18:20.062	35	6:45.139	
Pass	1064	3:23:13.920	36	4:53.858	
Pass	1087	3:27:57.778	37	4:43.858	
Pass	1110	3:32:42.926	38	4:45.148	
Pass	1134	3:37:25.431	39	4:42.505	
Pass	1160	3:42:05.182	40	4:39.751	
Pass	1186	3:49:19.544	41	7:14.362	
Pass	1214	4:00:25.685 / SC	42	11:06.141	
Pass	1236	4:06:26.796	43	6:01.111	
Pass	1261	4:11:13.198	44	4:46.402	
In	1291	4:16:15.326	45	5:02.128	
R.In	1296	4:16:54.270			
R.Out	1333	4:24:29.532			7:35.262
Out	1337	4:24:39.575			8:24.249
In	1357	4:29:10.353	46	12:55.027	
Out	1384	4:33:56.704			4:46.351
Pass	1412	4:38:40.508	47	9:30.155	
Pass	1437	4:43:01.371	48	4:20.863	
Pass	1461	4:48:51.741 / SC	49	5:50.370	
Pass	1485	4:55:48.433 / SC	50	6:56.692	
Pass	1508	5:01:42.712	51	5:54.279	

Lieu	Seq	Temps	Tour	Tps Tour	Tps Stands
Pass	1531	5:06:21.147	52	4:38.435	
Pass	1557	5:10:50.175	53	4:29.028	
Pass	1577	5:15:12.451	54	4:22.276	
Pass	1598	5:19:44.995	55	4:32.544	
Pass	1621	5:24:08.646	56	4:23.651	
Pass	1641	5:28:27.826	57	4:19.180	
Pass	1664	5:32:44.059	58	4:16.233	
Pass	1686	5:36:57.815	59	4:13.756	
Pass	1708	5:41:18.827	60	4:21.012	
Pass	1732	5:45:48.269	61	4:29.442	
Pass	1753	5:49:56.815	62	4:08.546	*
Pass	1774	5:54:23.564	63	4:26.749	
Pass	1800	5:59:29.872	64	5:06.308	
Pass	1826	6:06:09.846	65	6:39.974	

CHAMPIONNAT DE FRANCE D'ENDURANCE TOUT TERRAIN 2020/2021



6 H ENDURANCE TT DU SANTERRE


Course

Historique de la course

Lieu	Seq	Temps	Tour	Tps Tour	Tps Stands
Pass	20	5:01.970	1	5:01.970	
Pass	50	9:51.105	2	4:49.135	*
Pass	79	14:29.971	3	4:38.866	*
Pass	105	19:01.917	4	4:31.946	*
Pass	132	23:35.632	5	4:33.715	
Pass	159	28:13.877	6	4:38.245	
Pass	184	32:33.374	7	4:19.497	*
Pass	212	37:22.379	8	4:49.005	
Pass	237	41:52.214	9	4:29.835	
Pass	261	46:07.485	10	4:15.271	*
Pass	285	50:19.096	11	4:11.611	*
Pass	311	54:44.714	12	4:25.618	
Pass	338	59:14.071	13	4:29.357	
In	365	1:03:43.379	14	4:29.308	
R.In	379	1:06:04.157			
R.Out	424	1:14:14.957			8:10.800
Out	425	1:14:26.959			10:43.580
Pass	448	1:18:36.172	15	14:52.793	
Pass	527	1:33:00.321	16	14:24.149	
Pass	553	1:37:19.643	17	4:19.322	
In	581	1:41:42.496	18	4:22.853	
Out	692	2:01:48.099			20:05.603
Pass	716	2:06:22.362	19	24:39.866	
Pass	743	2:10:42.647	20	4:20.285	
Pass	768	2:14:58.475	21	4:15.828	
Pass	791	2:19:17.718	22	4:19.243	
Pass	818	2:23:38.322	23	4:20.604	
Pass	841	2:28:05.364	24	4:27.042	
Pass	863	2:32:19.933	25	4:14.569	
Pass	887	2:36:27.705	26	4:07.772	*
Pass	911	2:40:36.049	27	4:08.344	
In	932	2:45:07.825	28	4:31.776	
R.In	951	2:48:24.352			
R.Out	983	2:53:41.291			5:16.939
Out	984	2:53:53.089			8:45.264
Pass	1016	3:11:23.174 / SC	29	26:15.349	
Pass	1039	3:18:07.101	30	6:43.927	
Pass	1062	3:22:55.258	31	4:48.157	
Pass	1083	3:27:19.658	32	4:24.400	
Pass	1106	3:31:35.771	33	4:16.113	
Pass	1128	3:36:06.028	34	4:30.257	
Pass	1151	3:40:21.276	35	4:15.248	
Pass	1174	3:44:36.273	36	4:14.997	
Pass	1195	3:50:14.981 / SC	37	5:38.708	
Pass	1222	4:00:38.639 / SC	38	10:23.658	
Pass	1244	4:06:38.855	39	6:00.216	
Pass	1264	4:11:24.537	40	4:45.682	
In	1288	4:16:04.052	41	4:39.515	
R.In	1383	4:33:53.298			
R.Out	1416	4:39:48.973			5:55.675
Out	1418	4:40:00.942			23:56.890
Pass	1442	4:44:31.487	42	28:27.435	
Pass	1466	4:50:08.911 / SC	43	5:37.424	
Pass	1490	4:57:59.189	44	7:50.278	
Pass	1515	5:02:55.771	45	4:56.582	
Pass	1538	5:07:36.185	46	4:40.414	
Pass	1565	5:12:09.324	47	4:33.139	
Pass	1584	5:16:34.745	48	4:25.421	
In	1604	5:21:16.647	49	4:41.902	
Out	1622	5:24:12.127			2:55.480
Pass	1642	5:28:34.189	50	7:17.542	

Lieu	Seq	Temps	Tour	Tps Tour	Tps Stands
Pass	1666	5:32:49.228	51	4:15.039	
Pass	1687	5:37:08.901	52	4:19.673	
Pass	1709	5:41:24.391	53	4:15.490	
Pass	1729	5:45:40.338	54	4:15.947	
Pass	1754	5:49:59.601	55	4:19.263	
Pass	1773	5:54:17.262	56	4:17.661	
Pass	1798	5:58:57.357	57	4:40.095	
Pass	1820	6:04:52.345	58	5:54.988	

CHAMPIONNAT DE FRANCE D'ENDURANCE TOUT TERRAIN 2020/2021



6 H ENDURANCE TT DU SANTERRE

Course

Historique de la course

Lieu	Seq	Temps	Tour	Tps Tour	Tps Stands
------	-----	-------	------	----------	------------

No 484 WAMBECKE F. / PAGES D.

Pass	16	4:45.925	1	4:45.925	
Pass	46	9:33.381	2	4:47.456	*
Pass	77	14:21.322	3	4:47.941	
Pass	106	19:03.722	4	4:42.400	*
Pass	135	23:42.557	5	4:38.835	*
Pass	162	28:19.443	6	4:36.886	*
Pass	188	32:58.332	7	4:38.889	
Pass	214	37:30.389	8	4:32.057	*
Pass	240	42:04.388	9	4:33.999	
Pass	267	46:46.795	10	4:42.407	
Pass	294	51:20.244	11	4:33.449	
Pass	325	55:59.965	12	4:39.721	
Pass	349	1:00:36.413	13	4:36.448	
Pass	376	1:05:12.209	14	4:35.796	
Pass	397	1:09:38.700	15	4:26.491	*
Pass	423	1:14:04.742	16	4:26.042	*
Pass	449	1:18:41.014	17	4:36.272	
Pass	476	1:23:16.362	18	4:35.348	
Pass	498	1:27:44.774	19	4:28.412	
Pass	525	1:32:47.224	20	5:02.450	
Pass	554	1:37:27.265	21	4:40.041	
Pass	585	1:42:05.342	22	4:38.077	
Pass	613	1:46:41.897	23	4:36.555	
Pass	641	1:51:32.104	24	4:50.207	
Pass	665	1:56:28.265	25	4:56.161	
In	690	2:01:12.768	26	4:44.503	
R.In	693	2:01:55.442			
R.Out	724	2:07:44.009			5:48.567
Out	726	2:07:53.859			6:41.091
In	756	2:12:32.756	27	11:19.988	
Out	770	2:15:34.652			3:01.896
Pass	795	2:20:05.690	28	7:32.934	
Pass	821	2:24:49.449	29	4:43.759	
Pass	848	2:29:20.848	30	4:31.399	
Pass	875	2:33:50.857	31	4:30.009	
Pass	900	2:38:28.166	32	4:37.309	
Pass	923	2:42:55.424	33	4:27.258	
Pass	947	2:47:22.614	34	4:27.190	
Pass	968	2:51:52.389	35	4:29.775	
In	1001	3:10:51.865 / SC	36	18:59.476	
Out	1066	3:24:22.934			13:31.069
Pass	1089	3:28:40.614	37	17:48.749	
Pass	1113	3:33:05.116	38	4:24.502	*
Pass	1136	3:37:38.247	39	4:33.131	
Pass	1161	3:42:09.402	40	4:31.155	
Pass	1191	3:49:44.324	41	7:34.922	
Pass	1219	4:00:33.649 / SC	42	10:49.325	
Pass	1241	4:06:33.928	43	6:00.279	
Pass	1262	4:11:15.552	44	4:41.624	
Pass	1285	4:15:59.588	45	4:44.036	
Pass	1318	4:20:34.544	46	4:34.956	
Pass	1339	4:25:00.867	47	4:26.323	
Out	1619	5:24:00.497			
Pass	1646	5:29:08.055	48	1:04:07.188	
Pass	1669	5:34:18.742	49	5:10.687	
Pass	1698	5:39:37.861	50	5:19.119	
Pass	1727	5:44:58.206	51	5:20.345	
Pass	1755	5:50:12.839	52	5:14.633	
In	1779	5:55:19.433	53	5:06.594	
R.In	1783	5:55:53.861			
R.Out	1805	6:00:48.147			4:54.286

Lieu	Seq	Temps	Tour	Tps Tour	Tps Stands
Out	1806	6:00:58.577			5:39.144
Pass	1830	6:07:30.701	54	12:11.268	

CHAMPIONNAT DE FRANCE D'ENDURANCE TOUT TERRAIN 2020/2021



6 H ENDURANCE TT DU SANTERRE

Course

Historique de la course

Lieu	Seq	Temps	Tour	Tps Tour	Tps Stands
------	-----	-------	------	----------	------------

No 487 RICHARD F. / VOLUZAN P. /

Pass	18	4:57.218	1	4:57.218	
Pass	48	9:42.488	2	4:45.270	*
In	78	14:27.309	3	4:44.821	
Out	93	18:00.103			3:32.794
Pass	120	22:21.991	4	7:54.682	
Pass	149	26:55.827	5	4:33.836	*
Pass	175	31:27.213	6	4:31.386	*
Pass	202	35:51.831	7	4:24.618	*
Pass	228	40:13.529	8	4:21.698	*
Pass	254	44:33.758	9	4:20.229	*
Pass	279	48:55.845	10	4:22.087	
Pass	307	53:12.214	11	4:16.369	*
Pass	332	57:30.677	12	4:18.463	
Pass	356	1:01:51.142	13	4:20.465	
Pass	381	1:06:06.106	14	4:14.964	*
Pass	406	1:10:23.609	15	4:17.503	
Pass	428	1:14:41.366	16	4:17.757	
Pass	455	1:19:03.355	17	4:21.989	
Pass	478	1:23:38.375	18	4:35.020	
In	500	1:27:59.087	19	4:20.712	
R.In	513	1:31:09.690			
R.Out	546	1:36:14.975			5:05.285
Out	549	1:36:32.435			8:33.348
Pass	577	1:40:51.404	20	12:52.317	
Pass	604	1:45:00.605	21	4:09.201	*
Pass	627	1:49:08.942	22	4:08.337	*
Out	801	2:21:12.061			
Pass	826	2:25:38.641	23	36:29.699	
Pass	852	2:30:11.238	24	4:32.597	
Pass	879	2:34:47.496	25	4:36.258	
Pass	903	2:39:24.388	26	4:36.892	
Pass	928	2:44:12.380	27	4:47.992	
Pass	954	2:48:47.734	28	4:35.354	
Pass	977	2:53:08.265	29	4:20.531	
Pass	1011	3:11:13.518 / SC	30	18:05.253	
Pass	1033	3:17:57.120	31	6:43.602	
Pass	1054	3:22:37.818	32	4:40.698	
Pass	1080	3:27:10.711	33	4:32.893	
Pass	1107	3:31:40.353	34	4:29.642	
Pass	1130	3:36:11.448	35	4:31.095	
Pass	1156	3:40:40.221	36	4:28.773	
Pass	1178	3:45:06.599	37	4:26.378	
In	1200	3:50:39.277 / SC	38	5:32.678	
R.In	1268	4:11:38.621			
R.Out	1298	4:17:05.817			5:27.196
Out	1300	4:17:20.305			26:41.028
Pass	1323	4:21:38.154	39	30:58.877	
Pass	1346	4:25:58.478	40	4:20.324	
In	1370	4:31:02.304	41	5:03.826	
Out	1382	4:33:52.547			2:50.243
Pass	1407	4:38:21.833	42	7:19.529	
Pass	1436	4:42:51.662	43	4:29.829	
Pass	1458	4:48:11.922	44	5:20.260	
Pass	1482	4:55:09.944 / SC	45	6:58.022	
Pass	1505	5:01:02.859	46	5:52.915	
In	1535	5:07:25.441	47	6:22.582	
Out	1658	5:31:51.407			24:25.966
Pass	1685	5:36:35.490	48	29:10.049	
Pass	1707	5:41:09.113	49	4:33.623	
Pass	1731	5:45:45.831	50	4:36.718	

Lieu	Seq	Temps	Tour	Tps Tour	Tps Stands
------	-----	-------	------	----------	------------

Pass	1756	5:50:24.361	51	4:38.530	
Pass	1777	5:55:00.374	52	4:36.013	
Pass	1801	6:00:17.357	53	5:16.983	
Pass	1827	6:06:45.891	54	6:28.534	

CHAMPIONNAT DE FRANCE D'ENDURANCE TOUT TERRAIN 2020/2021



6 H ENDURANCE TT DU SANTERRE

Course

Historique de la course

Lieu	Seq	Temps	Tour	Tps Tour	Tps Stands
Pass	6	3:52.808	1	3:52.808	
Pass	36	8:00.914	2	4:08.106	*
Pass	61	12:14.702	3	4:13.788	
In	86	16:24.170	4	4:09.468	
Out	95	18:16.723			1:52.553
Pass	119	22:15.478	5	5:51.308	
Pass	145	26:25.011	6	4:09.533	
Pass	170	30:38.704	7	4:13.693	
Pass	196	34:42.354	8	4:03.650	*
Pass	220	38:45.699	9	4:03.345	*
Pass	245	42:50.582	10	4:04.883	
Pass	269	46:54.951	11	4:04.369	
Pass	290	50:58.644	12	4:03.693	
Pass	313	55:00.989	13	4:02.345	*
Pass	336	59:03.431	14	4:02.442	
Pass	361	1:03:04.728	15	4:01.297	*
Pass	385	1:07:01.479	16	3:56.751	*
Pass	409	1:10:54.773	17	3:53.294	*
Pass	430	1:14:57.278	18	4:02.505	
Pass	454	1:18:59.921	19	4:02.643	
Pass	474	1:23:05.874	20	4:05.953	
Pass	495	1:27:14.195	21	4:08.321	
Pass	516	1:31:19.921	22	4:05.726	
Pass	541	1:35:18.170	23	3:58.249	
Pass	565	1:39:17.272	24	3:59.102	
Pass	592	1:43:12.204	25	3:54.932	
Pass	615	1:47:09.691	26	3:57.487	
Pass	637	1:51:13.738	27	4:04.047	
Pass	660	1:55:25.503	28	4:11.765	
Pass	684	1:59:39.548	29	4:14.045	
Pass	707	2:04:59.345	30	5:19.797	
In	736	2:09:43.121	31	4:43.776	
R.In	781	2:16:58.262			
R.Out	807	2:22:06.966			5:08.704
Out	809	2:22:18.322			12:35.201
Pass	836	2:26:39.765	32	16:56.644	
Pass	857	2:31:20.058	33	4:40.293	
Pass	881	2:35:41.856	34	4:21.798	
Pass	906	2:40:09.596	35	4:27.740	
Pass	931	2:44:39.384	36	4:29.788	
Pass	956	2:48:58.541	37	4:19.157	
Pass	980	2:53:19.571	38	4:21.030	
Pass	1014	3:11:19.404 / SC	39	17:59.833	
Pass	1036	3:18:02.980	40	6:43.576	
Pass	1057	3:22:48.979	41	4:45.999	
Pass	1082	3:27:17.939	42	4:28.960	
Pass	1108	3:31:42.152	43	4:24.213	
Pass	1131	3:36:13.286	44	4:31.134	
Pass	1157	3:40:43.690	45	4:30.404	
Pass	1179	3:45:10.368	46	4:26.678	
Pass	1202	3:50:44.077 / SC	47	5:33.709	
Pass	1226	4:00:49.362 / SC	48	10:05.285	
Pass	1248	4:07:14.964	49	6:25.602	
Pass	1274	4:11:58.784	50	4:43.820	
Pass	1294	4:16:27.901	51	4:29.117	
Pass	1321	4:20:40.187	52	4:12.286	
Pass	1341	4:25:06.225	53	4:26.038	
Pass	1361	4:29:38.065	54	4:31.840	
In	1386	4:34:05.649	55	4:27.584	
R.In	1393	4:35:43.749			
R.Out	1421	4:40:47.983			5:04.234

Lieu	Seq	Temps	Tour	Tps Tour	Tps Stands
Out	1422	4:40:56.877			6:51.228
Pass	1444	4:44:59.703	56	10:54.054	
Pass	1467	4:50:10.702 / SC	57	5:10.999	
Pass	1489	4:57:57.406	58	7:46.704	
Pass	1510	5:02:11.275	59	4:13.869	
Pass	1532	5:06:23.428	60	4:12.153	
Pass	1554	5:10:38.306	61	4:14.878	
Pass	1574	5:14:45.205	62	4:06.899	
Pass	1594	5:18:56.387	63	4:11.182	
Pass	1613	5:23:09.113	64	4:12.726	
Pass	1634	5:27:15.019	65	4:05.906	
Pass	1656	5:31:21.457	66	4:06.438	
Pass	1677	5:35:28.974	67	4:07.517	
Pass	1695	5:39:33.192	68	4:04.218	
Pass	1717	5:43:35.531	69	4:02.339	
Pass	1740	5:47:39.273	70	4:03.742	
Pass	1760	5:51:46.380	71	4:07.107	
Pass	1782	5:55:48.505	72	4:02.125	
Pass	1803	6:00:34.618	73	4:46.113	
Pass	1825	6:05:57.816	74	5:23.198	

CHAMPIONNAT DE FRANCE D'ENDURANCE TOUT TERRAIN 2020/2021



6 H ENDURANCE TT DU SANTERRE

Course

Historique de la course

Lieu	Seq	Temps	Tour	Tps Tour	Tps Stands
Pass	12	4:28.564	1	4:28.564	
Pass	41	9:09.388	2	4:40.824	*
Pass	71	13:38.396	3	4:29.008	*
Pass	98	18:31.911	4	4:53.515	
Pass	125	22:49.301	5	4:17.390	*
In	154	27:19.819	6	4:30.518	
Out	359	1:02:13.261			34:53.442
Pass	382	1:06:07.173	7	38:47.354	
Pass	404	1:10:16.963	8	4:09.790	*
Pass	427	1:14:28.490	9	4:11.527	
Pass	447	1:18:34.699	10	4:06.209	*
Pass	469	1:22:28.237	11	3:53.538	*
Pass	489	1:26:22.774	12	3:54.537	
In	515	1:31:17.020	13	4:54.246	
Out	520	1:32:08.126			51.106
Pass	544	1:35:56.386	14	4:39.366	
In	570	1:39:41.377	15	3:44.991	
R.In	607	1:45:56.768			
R.Out	635	1:51:04.660			5:07.892
Out	638	1:51:18.605			11:37.228
Out	642	1:51:34.167			
Pass	664	1:56:16.593	16	16:35.216	
Pass	688	2:00:57.030	17	4:40.437	
Pass	710	2:05:30.579	18	4:33.549	
Pass	738	2:09:55.030	19	4:24.451	
Pass	760	2:14:11.624	20	4:16.594	
Pass	786	2:18:30.860	21	4:19.236	
Pass	811	2:22:53.072	22	4:22.212	
Pass	837	2:27:08.110	23	4:15.038	
Pass	858	2:31:30.476	24	4:22.366	
Pass	883	2:35:46.613	25	4:16.137	
Pass	905	2:40:04.612	26	4:17.999	
Pass	930	2:44:31.586	27	4:26.974	
Pass	955	2:48:50.443	28	4:18.857	
Pass	978	2:53:10.849	29	4:20.406	
Pass	1012	3:11:15.529 / SC	30	18:04.680	
Pass	1034	3:17:58.780	31	6:43.251	
In	1053	3:22:37.198	32	4:38.418	
R.In	1090	3:28:42.692			
R.Out	1115	3:33:50.472			5:07.780
Out	1116	3:34:01.640			11:24.442
Pass	1139	3:38:07.912	33	15:30.714	
Pass	1162	3:42:10.949	34	4:03.037	
Pass	1204	3:52:43.415 / SC	35	10:32.466	
Pass	1228	4:01:01.223 / SC	36	8:17.808	
Pass	1251	4:07:19.553	37	6:18.330	
Pass	1272	4:11:45.404	38	4:25.851	
Pass	1290	4:16:13.702	39	4:28.298	
Pass	1316	4:20:17.700	40	4:03.998	
Pass	1331	4:24:18.566	41	4:00.866	
Pass	1354	4:28:19.052	42	4:00.486	
Pass	1375	4:32:16.159	43	3:57.107	
Pass	1397	4:36:17.292	44	4:01.133	
Pass	1419	4:40:20.296	45	4:03.004	
Pass	1440	4:44:18.707	46	3:58.411	
Pass	1462	4:49:01.924 / SC	47	4:43.217	
In	1483	4:55:42.139 / SC	48	6:40.215	
R.In	1514	5:02:45.795			
R.Out	1543	5:08:08.047			5:22.252
Out	1544	5:08:17.867			12:35.728
Pass	1567	5:12:43.613	49	17:01.474	

Lieu	Seq	Temps	Tour	Tps Tour	Tps Stands
Pass	1588	5:17:15.750	50	4:32.137	
Pass	1606	5:21:52.898	51	4:37.148	
Pass	1628	5:26:18.827	52	4:25.929	
Pass	1651	5:30:42.060	53	4:23.233	
Pass	1672	5:34:58.890	54	4:16.830	
Pass	1694	5:39:21.298	55	4:22.408	
Pass	1720	5:43:46.126	56	4:24.828	
Pass	1743	5:48:07.735	57	4:21.609	
Pass	1766	5:52:22.809	58	4:15.074	
Pass	1787	5:56:42.943	59	4:20.134	
Pass	1810	6:02:17.157	60	5:34.214	

CHAMPIONNAT DE FRANCE D'ENDURANCE TOUT TERRAIN 2020/2021



6 H ENDURANCE TT DU SANTERRE

Course

Historique de la course

Lieu	Seq	Temps	Tour	Tps Tour	Tps Stands
Pass	17	4:56.055	1	4:56.055	
Pass	49	9:44.427	2	4:48.372	*
Pass	80	14:33.914	3	4:49.487	
Pass	108	19:06.703	4	4:32.789	*
Pass	134	23:40.306	5	4:33.603	
Pass	161	28:18.659	6	4:38.353	
Pass	186	32:52.289	7	4:33.630	
Pass	213	37:27.555	8	4:35.266	
Pass	236	41:50.961	9	4:23.406	*
Pass	260	46:03.388	10	4:12.427	*
Pass	284	50:18.141	11	4:14.753	
Pass	310	54:34.184	12	4:16.043	
R.In	466	1:21:09.523			
R.Out	490	1:26:41.692			5:32.169
Out	492	1:26:56.918			
Pass	521	1:32:11.252	13	37:37.068	
Pass	552	1:37:06.995	14	4:55.743	
Pass	586	1:42:13.311	15	5:06.316	
Pass	616	1:47:11.640	16	4:58.329	
Pass	646	1:52:09.989	17	4:58.349	
Pass	669	1:57:15.855	18	5:05.866	
Pass	695	2:02:20.306	19	5:04.451	
Pass	720	2:07:12.207	20	4:51.901	
Pass	752	2:11:53.518	21	4:41.311	
Pass	779	2:16:37.733	22	4:44.215	
Pass	805	2:21:28.727	23	4:50.994	
Pass	832	2:26:10.884	24	4:42.157	
Pass	856	2:31:00.319	25	4:49.435	
Pass	880	2:35:36.408	26	4:36.089	
Pass	909	2:40:26.378	27	4:49.970	
Pass	936	2:45:35.679	28	5:09.301	
Pass	963	2:50:26.674	29	4:50.995	
In	1000	3:10:46.098 / SC	30	20:19.424	
Out	1024	3:14:01.362 / SC			3:15.264
Pass	1045	3:18:47.532	31	8:01.434	
Pass	1065	3:23:27.266	32	4:39.734	
Pass	1088	3:27:59.363	33	4:32.097	
Pass	1109	3:32:27.719	34	4:28.356	
In	1132	3:36:51.618	35	4:23.899	
Out	1153	3:40:29.499			3:37.881
Pass	1175	3:44:46.689	36	7:55.071	
Pass	1196	3:50:17.568 / SC	37	5:30.879	
Pass	1223	4:00:40.424 / SC	38	10:22.856	
Pass	1245	4:06:41.440	39	6:01.016	
Pass	1265	4:11:30.279	40	4:48.839	
Pass	1293	4:16:21.950	41	4:51.671	
Pass	1320	4:20:38.129	42	4:16.179	
Pass	1340	4:25:02.579	43	4:24.450	
Pass	1359	4:29:23.969	44	4:21.390	
Pass	1381	4:33:48.404	45	4:24.435	
In	1410	4:38:27.123	46	4:38.719	
R.In	1424	4:41:29.535			
R.Out	1448	4:46:33.610			5:04.075
Out	1449	4:46:43.185			8:16.062
Pass	1474	4:53:01.576 / SC	47	14:34.453	
Pass	1501	4:59:15.197	48	6:13.621	
Pass	1526	5:05:23.619	49	6:08.422	
Pass	1558	5:10:58.333	50	5:34.714	
Pass	1583	5:16:27.196	51	5:28.863	
Pass	1608	5:22:02.749	52	5:35.553	
Pass	1635	5:27:26.918	53	5:24.169	

Lieu	Seq	Temps	Tour	Tps Tour	Tps Stands
Pass	1665	5:32:46.386	54	5:19.468	
Pass	1690	5:37:59.537	55	5:13.151	
Pass	1716	5:43:09.777	56	5:10.240	
Pass	1746	5:48:28.872	57	5:19.095	
Pass	1771	5:53:29.704	58	5:00.832	
Pass	1797	5:58:40.384	59	5:10.680	
Pass	1822	6:05:16.164	60	6:35.780	

CHAMPIONNAT DE FRANCE D'ENDURANCE TOUT TERRAIN 2020/2021



6 H ENDURANCE TT DU SANTERRE

Course

Historique de la course

Lieu	Seq	Temps	Tour	Tps Tour	Tps Stands
Pass	19	4:57.385	1	4:57.385	
Pass	47	9:40.171	2	4:42.786	*
Pass	76	14:02.836	3	4:22.665	*
Pass	100	18:37.924	4	4:35.088	
Pass	126	22:50.099	5	4:12.175	*
Pass	152	27:06.633	6	4:16.534	
Pass	174	31:21.828	7	4:15.195	
Pass	199	35:28.569	8	4:06.741	*
Pass	226	39:28.893	9	4:00.324	*
Pass	249	43:37.092	10	4:08.199	
Pass	275	47:38.668	11	4:01.576	
Pass	299	51:36.211	12	3:57.543	*
Pass	321	55:47.631	13	4:11.420	
In	346	1:00:21.524	14	4:33.893	
Out	562	1:39:06.007			38:44.483
Pass	591	1:43:06.247	15	42:44.723	
Pass	618	1:47:14.345	16	4:08.098	
Pass	639	1:51:19.559	17	4:05.214	
Pass	662	1:55:31.287	18	4:11.728	
Pass	685	1:59:40.627	19	4:09.340	
In	706	2:04:55.836	20	5:15.209	
R.Out	747	2:11:13.713			
Out	749	2:11:23.407			6:27.571
Pass	771	2:15:36.900	21	10:41.064	
Pass	794	2:19:53.432	22	4:16.532	
Pass	819	2:24:08.857	23	4:15.425	
Pass	844	2:28:20.162	24	4:11.305	
Pass	865	2:32:37.265	25	4:17.103	
Pass	890	2:36:45.959	26	4:08.694	
Pass	912	2:41:02.426	27	4:16.467	
Pass	934	2:45:17.223	28	4:14.797	
Pass	957	2:49:19.018	29	4:01.795	
Pass	981	2:53:24.091	30	4:05.073	
Pass	1013	3:11:17.379 / SC	31	17:53.288	
Pass	1035	3:18:00.458	32	6:43.079	
Pass	1056	3:22:43.303	33	4:42.845	
Pass	1076	3:26:55.321	34	4:12.018	
Pass	1099	3:31:10.007	35	4:14.686	
Pass	1121	3:35:26.716	36	4:16.709	
Pass	1144	3:39:34.245	37	4:07.529	
Pass	1168	3:43:38.603	38	4:04.358	
Pass	1189	3:49:35.222	39	5:56.619	
Pass	1217	4:00:30.367 / SC	40	10:55.145	
Pass	1239	4:06:30.633	41	6:00.266	
In	1259	4:10:57.124	42	4:26.491	
R.Out	1304	4:18:21.981			
Out	1305	4:18:34.362			7:37.238
Pass	1327	4:22:43.366	43	11:46.242	
Pass	1348	4:27:02.456	44	4:19.090	
Pass	1372	4:31:15.527	45	4:13.071	
Pass	1392	4:35:33.602	46	4:18.075	
Pass	1415	4:39:44.841	47	4:11.239	
Pass	1438	4:43:50.433	48	4:05.592	
Pass	1464	4:49:23.016 / SC	49	5:32.583	
Pass	1487	4:55:53.020 / SC	50	6:30.004	
Pass	1509	5:01:46.085	51	5:53.065	
Pass	1529	5:06:15.415	52	4:29.330	
Pass	1553	5:10:26.014	53	4:10.599	
Pass	1571	5:14:29.226	54	4:03.212	
Pass	1591	5:18:33.012	55	4:03.786	

Lieu	Seq	Temps	Tour	Tps Tour	Tps Stands
Pass	1611	5:22:32.803	56	3:59.791	
Pass	1630	5:26:31.052	57	3:58.249	
Pass	1650	5:30:27.117	58	3:56.065	*
Pass	1670	5:34:26.666	59	3:59.549	
Pass	1693	5:38:27.225	60	4:00.559	
Pass	1714	5:42:25.336	61	3:58.111	
In	1739	5:47:35.393	62	5:10.057	
Out	1757	5:50:45.745			3:10.352
Pass	1775	5:54:44.722	63	7:09.329	
Pass	1799	5:59:11.377	64	4:26.655	
Pass	1821	6:05:14.031	65	6:02.654	

CHAMPIONNAT DE FRANCE D'ENDURANCE TOUT TERRAIN 2020/2021



6 H ENDURANCE TT DU SANTERRE

Course

Historique de la course

Lieu	Seq	Temps	Tour	Tps Tour	Tps Stands
Pass	8	4:09.448	1	4:09.448	
Pass	38	8:29.882	2	4:20.434	*
Pass	64	12:49.269	3	4:19.387	*
Pass	90	17:03.531	4	4:14.262	*
Pass	115	21:16.573	5	4:13.042	*
Pass	141	25:28.635	6	4:12.062	*
Pass	167	29:34.726	7	4:06.091	*
Pass	192	33:39.804	8	4:05.078	*
Pass	217	37:52.477	9	4:12.673	
Pass	241	42:05.344	10	4:12.867	
Pass	263	46:26.801	11	4:21.457	
Pass	288	50:36.786	12	4:09.985	
Pass	312	54:47.152	13	4:10.366	
Pass	335	58:53.592	14	4:06.440	
Pass	360	1:02:55.740	15	4:02.148	*
Pass	384	1:06:57.481	16	4:01.741	*
Pass	408	1:10:51.447	17	3:53.966	*
Pass	429	1:14:47.658	18	3:56.211	
Pass	450	1:18:45.523	19	3:57.865	
Pass	470	1:22:40.151	20	3:54.628	
Pass	491	1:26:47.863	21	4:07.712	
Pass	510	1:30:45.033	22	3:57.170	
Pass	535	1:34:45.728	23	4:00.695	
Pass	560	1:38:40.713	24	3:54.985	
Pass	587	1:42:34.264	25	3:53.551	*
Pass	609	1:46:25.704	26	3:51.440	*
Pass	632	1:50:18.375	27	3:52.671	
Pass	655	1:54:10.866	28	3:52.491	
Pass	676	1:58:09.703	29	3:58.837	
Pass	694	2:02:14.064	30	4:04.361	
Pass	715	2:06:17.085	31	4:03.021	
Pass	741	2:10:18.945	32	4:01.860	
Pass	761	2:14:12.938	33	3:53.993	
Pass	783	2:18:11.252	34	3:58.314	
In	806	2:22:00.239	35	3:48.987	
R.In	815	2:23:20.552			
R.Out	873	2:33:48.225			10:27.673
Out	876	2:34:00.590			12:00.351
Pass	898	2:38:18.735	36	16:18.496	
Pass	921	2:42:26.879	37	4:08.144	
Pass	944	2:46:38.816	38	4:11.937	
Pass	965	2:50:44.994	39	4:06.178	
Pass	989	2:54:41.717	40	3:56.723	
Pass	1017	3:11:26.947 / SC	41	16:45.230	
Pass	1038	3:18:04.852	42	6:37.905	
Pass	1058	3:22:49.667	43	4:44.815	
Pass	1077	3:26:56.376	44	4:06.709	
Pass	1097	3:31:03.284	45	4:06.908	
Pass	1119	3:35:13.176	46	4:09.892	
Pass	1142	3:39:20.552	47	4:07.376	
Pass	1165	3:43:27.688	48	4:07.136	
Pass	1184	3:48:50.585	49	5:22.897	
Pass	1212	4:00:22.124 / SC	50	11:31.539	
Pass	1234	4:06:24.528	51	6:02.404	
Pass	1255	4:10:30.398	52	4:05.870	
Pass	1280	4:14:31.598	53	4:01.200	
Pass	1306	4:18:42.309	54	4:10.711	
Pass	1326	4:22:38.029	55	3:55.720	
Pass	1347	4:26:38.692	56	4:00.663	
Pass	1368	4:30:40.899	57	4:02.207	

Lieu	Seq	Temps	Tour	Tps Tour	Tps Stands
Pass	1389	4:34:49.094	58	4:08.195	
Pass	1413	4:38:45.416	59	3:56.322	
Pass	1435	4:42:49.951	60	4:04.535	
In	1456	4:47:28.082	61	4:38.131	
R.In	1460	4:48:47.601 / SC			
R.Out	1477	4:53:50.851 / SC			5:03.250
Out	1478	4:54:01.307 / SC			6:33.225
Pass	1500	4:59:01.746	62	11:33.664	
Pass	1517	5:03:18.458	63	4:16.712	
Pass	1536	5:07:26.517	64	4:08.059	
Pass	1562	5:11:35.089	65	4:08.572	
Pass	1580	5:15:45.909	66	4:10.820	
Pass	1599	5:19:54.755	67	4:08.846	
Pass	1620	5:24:02.969	68	4:08.214	
Pass	1638	5:28:11.550	69	4:08.581	
Pass	1661	5:32:18.649	70	4:07.099	
Pass	1684	5:36:30.818	71	4:12.169	
Pass	1705	5:40:41.478	72	4:10.660	
Pass	1725	5:44:52.519	73	4:11.041	
Pass	1748	5:49:01.396	74	4:08.877	
Pass	1769	5:53:15.433	75	4:14.037	
Pass	1793	5:57:33.668	76	4:18.235	
Pass	1813	6:02:56.176	77	5:22.508	

CHAMPIONNAT DE FRANCE D'ENDURANCE TOUT TERRAIN 2020/2021



6 H ENDURANCE TT DU SANTERRE

Course

Historique de la course

Lieu	Seq	Temps	Tour	Tps Tour	Tps Stands
------	-----	-------	------	----------	------------

Lieu	Seq	Temps	Tour	Tps Tour	Tps Stands
------	-----	-------	------	----------	------------

No 563 GILISSEN S / GILISSEN K

Pass	14	4:34.199	1	4:34.199	
Pass	44	9:14.387	2	4:40.188	*
Pass	74	13:44.102	3	4:29.715	*
Pass	102	18:40.728	4	4:56.626	
Pass	128	23:10.376	5	4:29.648	*
Pass	155	27:30.230	6	4:19.854	*
Pass	179	31:54.448	7	4:24.218	
Pass	205	36:16.880	8	4:22.432	
Pass	229	40:33.532	9	4:16.652	*
In	262	46:18.158	10	5:44.626	
Out	304	52:49.592			6:31.434
In	333	58:03.285	11	11:45.127	
Out	548	1:36:26.597			38:23.312
In	584	1:42:02.008	12	43:58.723	
R.In	782	2:17:43.962			
R.Out	810	2:22:52.103			5:08.141
Out	812	2:23:08.123			41:06.115
Pass	839	2:27:41.818	13	45:39.810	
Pass	864	2:32:24.407	14	4:42.589	
Pass	891	2:36:58.114	15	4:33.707	
In	915	2:41:32.621	16	4:34.507	
Out	927	2:44:01.267			2:28.646
Pass	952	2:48:32.915	17	7:00.294	
Pass	976	2:53:01.266	18	4:28.351	
Pass	1010	3:11:10.890 / SC	19	18:09.624	
Pass	1032	3:17:54.778	20	6:43.888	
Pass	1052	3:22:27.515	21	4:32.737	
Pass	1075	3:26:52.675	22	4:25.160	
In	1103	3:31:23.496	23	4:30.821	
Out	1122	3:35:29.866			4:06.370
Pass	1147	3:39:57.537	24	8:34.041	
Pass	1173	3:44:23.611	25	4:26.074	
Pass	1194	3:50:13.092 / SC	26	5:49.481	
Pass	1221	4:00:37.181 / SC	27	10:24.089	
Pass	1243	4:06:36.746	28	5:59.565	
Pass	1263	4:11:20.431	29	4:43.685	
Pass	1292	4:16:15.861	30	4:55.430	
Pass	1319	4:20:35.828	31	4:19.967	
Pass	1338	4:24:57.372	32	4:21.544	
Pass	1358	4:29:17.179	33	4:19.807	
Pass	1379	4:33:36.452	34	4:19.273	
Pass	1404	4:37:57.092	35	4:20.640	
Pass	1431	4:42:17.776	36	4:20.684	
Pass	1455	4:47:27.813	37	5:10.037	
Pass	1480	4:54:38.147 / SC	38	7:10.334	
In	1502	5:00:24.010	39	5:45.863	
R.Out	1540	5:07:57.736			
Out	1542	5:08:06.615			7:42.605
Pass	1566	5:12:36.326	40	12:12.316	
Pass	1587	5:17:10.707	41	4:34.381	
Pass	1605	5:21:50.330	42	4:39.623	
Pass	1629	5:26:27.208	43	4:36.878	
Pass	1653	5:30:59.581	44	4:32.373	
Pass	1678	5:35:34.877	45	4:35.296	
Pass	1702	5:40:12.989	46	4:38.112	
Pass	1724	5:44:46.540	47	4:33.551	
Pass	1749	5:49:14.649	48	4:28.109	
Pass	1772	5:53:53.588	49	4:38.939	
Pass	1796	5:58:30.197	50	4:36.609	
Pass	1819	6:04:50.737	51	6:20.540	

CHAMPIONNAT DE FRANCE D'ENDURANCE TOUT TERRAIN 2020/2021



6 H ENDURANCE TT DU SANTERRE

Course

Historique de la course

Lieu	Seq	Temps	Tour	Tps Tour	Tps Stands
Pass	4	3:50.665	1	3:50.665	
Pass	35	7:56.941	2	4:06.276	**
Pass	60	12:09.021	3	4:12.080	
Pass	84	16:21.823	4	4:12.802	
Pass	112	20:31.264	5	4:09.441	
Pass	139	24:35.093	6	4:03.829	**
Pass	163	28:36.169	7	4:01.076	**
Pass	185	32:47.775	8	4:11.606	
Pass	210	37:13.341	9	4:25.566	
Pass	233	41:11.053	10	3:57.712	**
Pass	257	45:10.906	11	3:59.853	
Pass	280	49:07.746	12	3:56.840	**
Pass	305	53:02.441	13	3:54.695	**
Pass	331	56:56.717	14	3:54.276	**
Pass	353	1:00:56.293	15	3:59.576	
Pass	374	1:04:56.571	16	4:00.278	
Pass	393	1:08:58.359	17	4:01.788	
Pass	416	1:12:51.378	18	3:53.019	*
Pass	440	1:16:44.947	19	3:53.569	
Pass	463	1:20:35.186	20	3:50.239	**
Pass	481	1:24:34.108	21	3:58.922	
Pass	502	1:28:30.329	22	3:56.221	
Pass	522	1:32:36.764	23	4:06.435	
Pass	547	1:36:25.676	24	3:48.912	**
Pass	574	1:40:18.779	25	3:53.103	
Pass	600	1:44:06.933	26	3:48.154	*
Pass	622	1:48:01.275	27	3:54.342	
Pass	644	1:52:01.518	28	4:00.243	
In	663	1:56:07.805	29	4:06.287	
R.In	670	1:57:19.363			
R.Out	697	2:02:26.525			5:07.162
Out	698	2:02:37.453			6:29.648
Pass	718	2:06:36.193	30	10:28.388	
Pass	742	2:10:31.728	31	3:55.535	
Pass	763	2:14:26.813	32	3:55.085	
Pass	784	2:18:17.431	33	3:50.618	
Pass	808	2:22:08.838	34	3:51.407	
Pass	830	2:26:04.893	35	3:56.055	
Pass	850	2:29:59.601	36	3:54.708	
Pass	874	2:33:49.091	37	3:49.490	
Pass	895	2:37:46.302	38	3:57.211	
Pass	916	2:41:40.731	39	3:54.429	
Pass	937	2:45:35.955	40	3:55.224	
Pass	958	2:49:26.750	41	3:50.795	
Pass	979	2:53:17.813	42	3:51.063	
Pass	1009	3:11:08.249 / SC	43	17:50.436	
Pass	1029	3:17:51.050	44	6:42.801	
Pass	1047	3:21:49.341	45	3:58.291	
Pass	1069	3:25:39.546	46	3:50.205	
Pass	1091	3:29:38.829	47	3:59.283	
Pass	1114	3:33:32.780	48	3:53.951	
Pass	1135	3:37:30.201	49	3:57.421	
Pass	1159	3:41:32.155	50	4:01.954	
In	1183	3:46:56.821	51	5:24.666	
Out	1209	3:56:04.467 / SC			9:07.646
Pass	1232	4:02:15.222 / SC	52	15:18.401	
Pass	1254	4:07:24.821	53	5:09.599	
In	1269	4:11:38.932	54	4:14.111	
R.Out	1299	4:17:19.037			
Out	1301	4:17:31.607			5:52.675
Pass	1322	4:21:26.974	55	9:48.042	

Lieu	Seq	Temps	Tour	Tps Tour	Tps Stands
Pass	1342	4:25:29.720	56	4:02.746	
Pass	1362	4:29:38.895	57	4:09.175	
Pass	1380	4:33:43.997	58	4:05.102	
Pass	1403	4:37:51.515	59	4:07.518	
Pass	1428	4:41:57.154	60	4:05.639	
Pass	1447	4:46:23.016	61	4:25.862	
Pass	1471	4:51:44.426 / SC	62	5:21.410	
Pass	1494	4:58:05.978	63	6:21.552	
Pass	1513	5:02:28.595	64	4:22.617	
Pass	1534	5:06:36.793	65	4:08.198	
Pass	1555	5:10:43.840	66	4:07.047	
Pass	1575	5:14:47.695	67	4:03.855	
Pass	1592	5:18:51.822	68	4:04.127	
Pass	1612	5:23:02.211	69	4:10.389	
Pass	1633	5:27:07.387	70	4:05.176	
Pass	1655	5:31:12.642	71	4:05.255	
Pass	1675	5:35:23.013	72	4:10.371	
Pass	1697	5:39:36.022	73	4:13.009	
Pass	1719	5:43:45.192	74	4:09.170	
Pass	1741	5:47:56.380	75	4:11.188	
Pass	1763	5:52:14.345	76	4:17.965	
Pass	1785	5:56:29.996	77	4:15.651	
Pass	1808	6:01:46.295	78	5:16.299	

CHAMPIONNAT DE FRANCE D'ENDURANCE TOUT TERRAIN 2020/2021



Course

Historique de la course

Lieu	Seq	Temps	Tour	Tps Tour	Tps Stands
------	-----	-------	------	----------	------------

Lieu	Seq	Temps	Tour	Tps Tour	Tps Stands
------	-----	-------	------	----------	------------

No 570 DECOURTY P. / LIETAR R.

Pass	10	4:24.515	1	4:24.515	
Pass	42	9:10.165	2	4:45.650	*
Pass	69	13:32.870	3	4:22.705	*
Pass	94	18:15.659	4	4:42.789	
Pass	121	22:22.558	5	4:06.899	*
Out	300	51:36.929			
Pass	322	55:51.177	6	33:28.619	
Pass	345	1:00:07.458	7	4:16.281	
Pass	367	1:04:20.047	8	4:12.589	
Pass	391	1:08:31.920	9	4:11.873	
In	415	1:12:39.770	10	4:07.850	
R.In	538	1:34:55.179			
R.Out	571	1:40:02.114			5:06.935
Out	573	1:40:13.822			27:34.052
Pass	601	1:44:14.921	11	31:35.151	
Out	1149	3:40:07.847			
Pass	1172	3:44:15.273	12	2:00:00.352	
Pass	1190	3:49:39.505	13	5:24.232	
Pass	1218	4:00:31.632 / SC	14	10:52.127	
Pass	1240	4:06:31.933	15	6:00.301	
Pass	1260	4:11:07.015	16	4:35.082	
Pass	1283	4:15:15.970	17	4:08.955	
Pass	1309	4:19:20.021	18	4:04.051	*